HSF

NOTES:
Current Rating: 5.0AMP
Contact Resistance: 25mΩ Max
Withstand Voltage: 1000V AC/DC
Insulation Resistance: 5000MΩ Min
Operation Temperature: −55℃ to +105℃

Contact Material:Brass
Contact plating:Au Or Sn over Ni
Insulator Material:PBT+30%G.F UL94V-0
Shell Material:Spcc,Plating: Ni Plated
Rivet/Harpoon:Brass,Sn over Ni
Screw:Brass,Plating Ni Plated

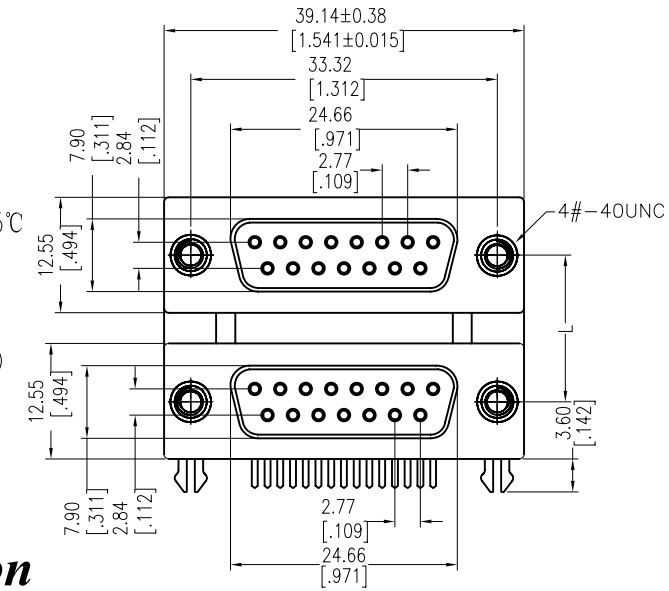

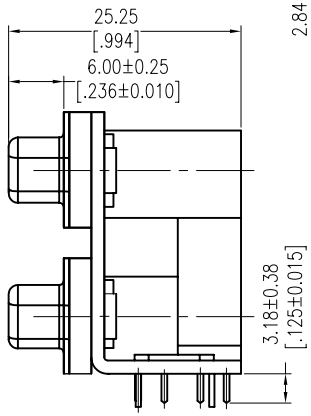

Recommended P.C.B Layout(Top Side)
(PCB BOARD TOLERANCE±0.05)

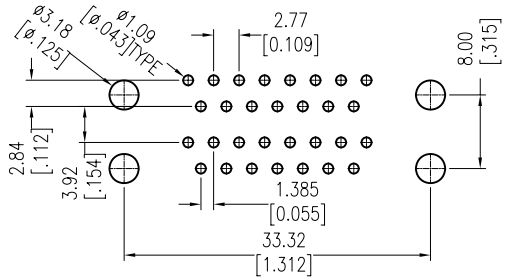

Ordering Information

6200- X 15 F X 15 F X XX X X

- Dim of Dual Port: Center A=15.88mm; Center B=19.05mm
- Up Port Type: F=Female, M=Male
- Up Port Color: B=Black, U=Blue, N=Green
- Down Port Type: F=Female, M=Male
- Down Port Color: B=Black, U=Blue, N=Green
- Contact Plating: S0=Gold Flash/Tin; S3=10u"Gold/Tin; S4=15u"Gold/Tin; S5=30u"Gold/Tin; SN=Tin
- Bracket Material: 0=Zinc Alloy; 1=SPCC

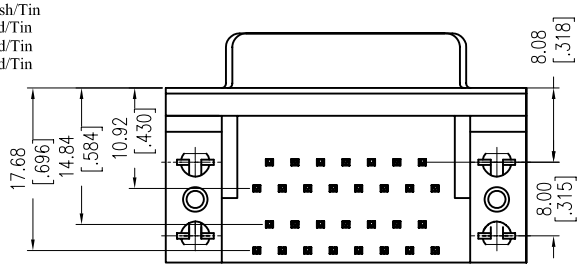

6200−X15FX15FXXX11(WITHOUT SCREW)

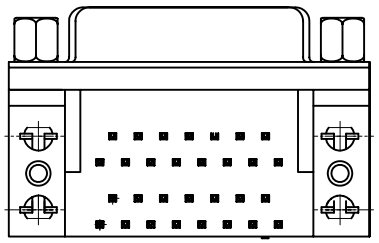

6200−X15FX15FXXX12(WITH SCREW)

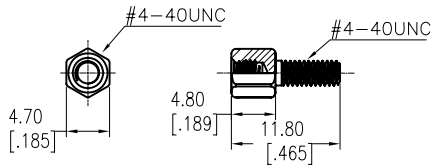

SCREW

Dim of Dual Port Center	DIM L
15.88mm	A
19.05mm	B

REV	DATE	MODIFICATION DESCRIPTION	CHANGE
A0	2013/01/10	NEW	------

OPERATION	
X.X	±0.40
X.XX	±0.25
X.XXX	±0.15
Angle	± 3°
DIM	TOL

DRAW	JYHuang	DATE	2013/01/10
CHECK		DATE	
APPROVE		DATE	

SCALE	FIT
UNIT	mm
SIZE	A4
SHEET	1/1
PROJ.	

PART NO. 6200-X15FX15FXXXXX

TITLE: D-SUB Right Angle Connector Dual Row

Customer NO.