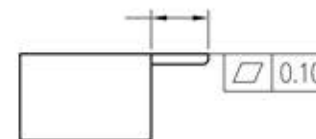
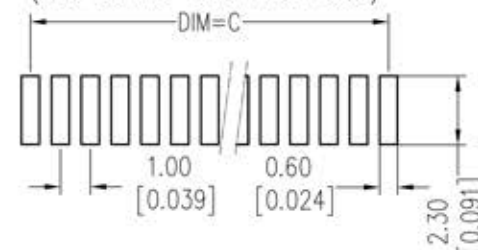
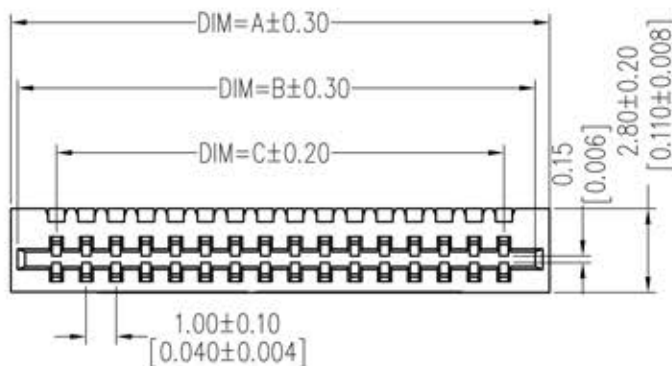


HSF

NOTES:
 Current Rating: 0.5AMP
 Voltage Rating: 50V AC/DC
 Withstand Voltage: 500V AC/Minute
 Insulation Resistance: 800MΩ min
 Contact Resistance: 20mΩ Max
 Operation Temperature: -25°C to +85°C

Contact: Phosphor Bronze Tin-Plated
 Insulator: LCP+30%G.F UL94V-0

Recommended P.C.B Layout (Top Side)
 (PCB BOARD TOLERANCE ±0.05)

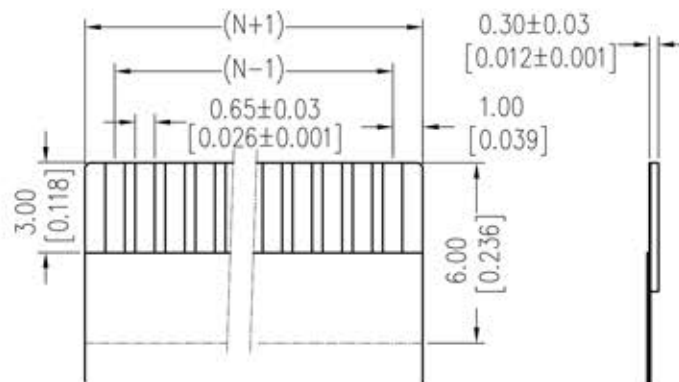
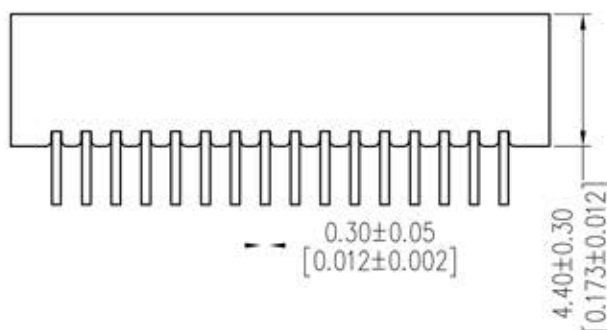


PIN	DIM=A	DIM=B	DIM=C
30P	32.0	31.10	29.00
29P	31.0	30.10	28.00
28P	30.0	29.10	27.00
27P	29.0	28.10	26.00
26P	28.0	27.10	25.00
25P	27.0	26.10	24.00
24P	26.0	25.10	23.00
23P	25.0	24.10	22.00
22P	24.0	23.10	21.00
21P	23.0	22.10	20.00
20P	22.0	21.10	19.00
19P	21.0	20.10	18.00
18P	20.0	19.10	17.00
17P	19.0	18.10	16.00
16P	18.0	17.10	15.00
15P	17.0	16.10	14.00
14P	16.0	15.10	13.00
13P	15.0	14.10	12.00
12P	14.0	13.10	11.00
11P	13.0	12.10	10.00
10P	12.0	11.10	9.00
9P	11.0	10.10	8.00
8P	10.0	9.10	7.00
7P	9.0	8.10	6.00
6P	8.0	7.10	5.00
5P	7.0	6.10	4.00
4P	6.0	5.10	3.00

Ordering Information

5130-XX R Z D N B T 01

No. of Pins	Contact Type	Color	Packing
04-30P	D=Double contact	A=Brown B=Black W=White E=Beige	T=Tube R=Reel



Recommended FFC/FPC DIM

REV	DATE	MODIFICATION DESCRIPTION	CHANGE	OPERATION	DRAW	DATE	SCALE	FIT	PART NO.
A1	12/11/23	MODIFY THE NOTES: 800mΩ min → 800MΩ min	—	X.X ±0.40	JYHuang	2012/11/23	UNIT	mm	5130-XXRZDNXX0X
A0	12/07/04	NEW	—	X.XX ±0.25	CHECK	DATE	SIZE	A4	
				X.XXX ±0.15	APPROVE	DATE	SHEET	1/1	TITLE: 1.00 FPC 90° SMT DOUBLE CONTACT H=2.8mm
				Angle ± 3°			PROJ.	☉	Customer NO.
				DIM TOL					