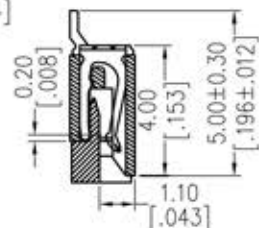
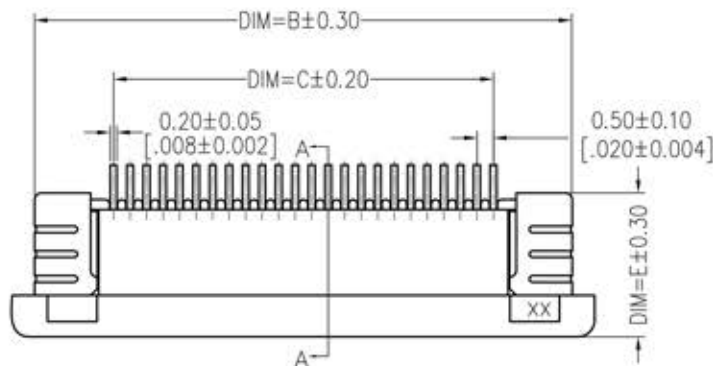
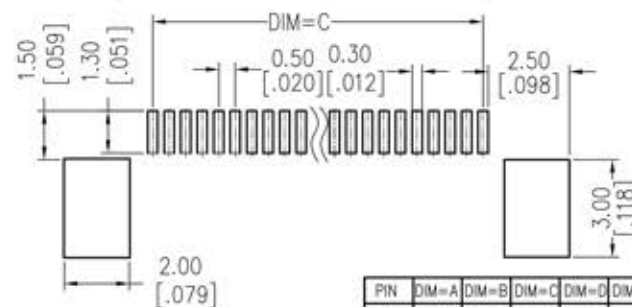


HSF

NOTES:
 Rated Current: 0.4AMP
 Voltage rating: 50V AC/DC
 Contact Resistance: 20mΩ max
 Withstand Voltage: 200V AC/DC
 Insulation Resistance: 500MΩ min
 Operation Temperature: -25°C to +85°C

Terminal: Phosphor Bronze, Tin-plated
 Fattig Nail: Brass, Tin-plated
 Housing: LCP+30%GF UL94V-0
 Slider: LCP+30%GF UL94V-0

Recommended P.C.B Layout (Top Side)
 (PCB BOARD TOLERANCE ±0.05)



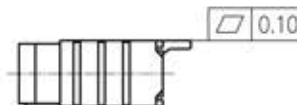
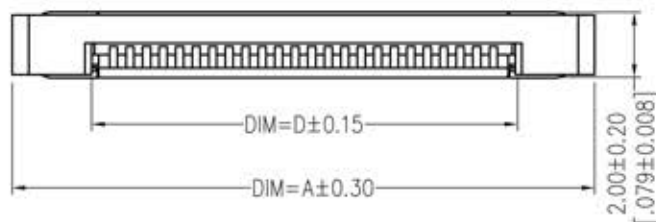
Ordering Information

5140-XX R Z U W W X 01

No. of Pins
04-60P

Color
 A=Brown
 B=Black
 W=White
 E=Beige

Packing
 T=Tube
 R=Reel



PIN	DIM=A	DIM=B	DIM=C	DIM=D	DIM=E
34P	22.6	21.5	16.50	17.60	
33P	22.1	21.0	16.00	17.10	
32P	21.6	20.5	15.50	16.60	
31P	21.1	20.0	15.00	16.10	
30P	20.6	19.5	14.50	15.60	
29P	20.1	19.0	14.00	15.10	
28P	19.6	18.5	13.50	14.60	
27P	19.1	18.0	13.00	14.10	
26P	18.6	17.5	12.50	13.60	
25P	18.1	17.0	12.00	13.10	
24P	17.6	16.5	11.50	12.60	
23P	17.1	16.0	11.00	12.10	
22P	16.6	15.5	10.50	11.60	
21P	16.1	15.0	10.00	11.10	
20P	15.6	14.5	9.50	10.60	
19P	15.1	14.0	9.00	10.10	
18P	14.6	13.5	8.50	9.60	
17P	14.1	13.0	8.00	9.10	
16P	13.6	12.5	7.50	8.60	
15P	13.1	12.0	7.00	8.10	
14P	12.6	11.5	6.50	7.60	
13P	12.1	11.0	6.00	7.10	
12P	11.6	10.5	5.50	6.60	
11P	11.1	10.0	5.00	6.10	
10P	10.6	9.5	4.50	5.60	
9P	10.1	9.0	4.00	5.10	
8P	9.6	8.5	3.50	4.60	
7P	9.1	8.0	3.00	4.10	
6P	8.6	7.5	2.50	3.60	
5P	8.1	7.0	2.00	3.10	
4P	7.6	6.5	1.50	2.60	
60P	35.6	34.5	29.50	30.60	
59P	35.1	34.0	29.00	30.10	
58P	34.6	33.5	28.50	29.60	
57P	34.1	33.0	28.00	29.10	
56P	33.6	32.5	27.50	28.60	
55P	33.1	32.0	27.00	28.10	
54P	32.6	31.5	26.50	27.60	
53P	32.1	31.0	26.00	27.10	
52P	31.6	30.5	25.50	26.60	
51P	31.1	30.0	25.00	26.10	
50P	30.6	29.5	24.50	25.60	
49P	30.1	29.0	24.00	25.10	
48P	29.6	28.5	23.50	24.60	
47P	29.1	28.0	23.00	24.10	
46P	28.6	27.5	22.50	23.60	
45P	28.1	27.0	22.00	23.10	
44P	27.6	26.5	21.50	22.60	
43P	27.1	26.0	21.00	22.10	
42P	26.6	25.5	20.50	21.60	
41P	26.1	25.0	20.00	21.10	
40P	25.6	24.5	19.50	20.60	
39P	25.1	24.0	19.00	20.10	
38P	24.6	23.5	18.50	19.60	
37P	24.1	23.0	18.00	19.10	
36P	23.6	22.5	17.50	18.60	
35P	23.1	22.0	17.00	18.10	

REV	DATE	MODIFICATION DESCRIPTION	CHANGE	OPERATION	DRAW	DATE	SCALE	FIT	PART NO.
				X.X	JYHuang	2012/07/04	UNIT		5140-XXRZUWXX0X
				X.XX	CHECK	DATE	mm		TITLE:
				X.XXX	APPROVE	DATE	inch		0.50 FPC 90° SMT UP CONTACT WITH LOCK
				Angle			A4		H=2.0mm
				± 3'			1/1		Customer NO.
				DIM					
				TOL					