


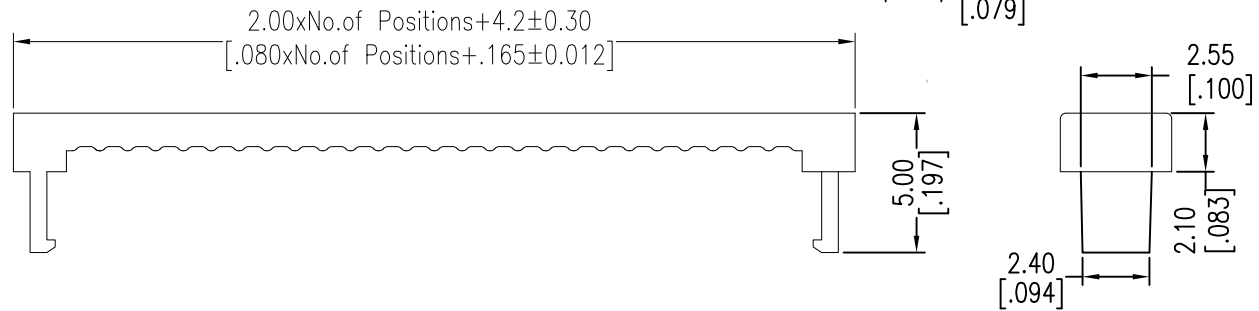

# HSF

**NOTES:**

Current Rating: 1.0AMP  
 Contact Resistance: 20mΩ Max  
 Withstand Voltage: 500V AC/DC  
 Insulation Resistance: 1000MΩ Min  
 Operation Temperature: -40°C to +105°C

Contact Material: Phosphor Bronze   
 Contact plating: Au Or Sn over Ni  
 Insulator Material: PBT+30%G.F UL94V-0

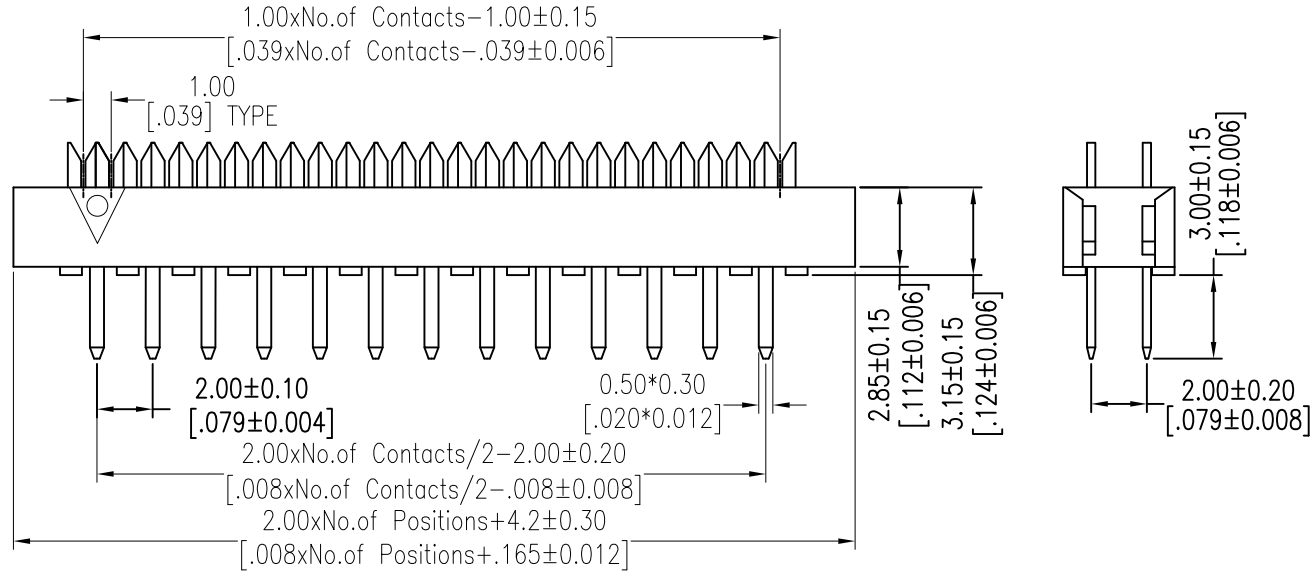
Recommended P.C.B Layout(Top Side)  
 (PCB BOARD TOLERANCE±0.05)





## Ordering Information

5320- XX P XX B 01

- |  |   |  |
|--|---|--|
| <p>No. of Pins</p> <ul style="list-style-type: none"> <li>10 30</li> <li>14 34</li> <li>16 40</li> <li>18 44</li> <li>20 50</li> <li>24 60</li> <li>26 64</li> </ul> | <p>Contact Plating</p> <ul style="list-style-type: none"> <li>S0=Gold Flash/Ni</li> <li>S3=10u"Gold/Ni</li> <li>S4=15u"Gold/Ni</li> <li>S5=30u"Gold/Ni</li> <li>SN=Tin</li> <li>SM=Matte Tin</li> </ul> | <p>Color Insulator</p> <ul style="list-style-type: none"> <li>B=Black</li> <li>G=Grey(427C)</li> <li>E=Grey(413C)</li> </ul> |
|--|---|--|



			OPERATION		DRAW		DATE		SCALE		FIT		PART NO.	
			x.x ±0.40		JYHuang		2013/07/03		UNIT		mm		5320-XXPXXB01 	
A1			x.xx ±0.25		CHECK		DATE		SIZE		A4		TITLE:	
A0			x.xxx ±0.15		APPROVE		DATE		SHEET		1/1		2.00 DIP PLUG CONNECTOR	
REV			DATE		MODIFICATION DESCRIPTION		CHANGE		PROJ.				Customer NO.	