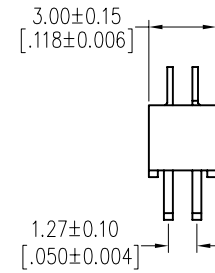
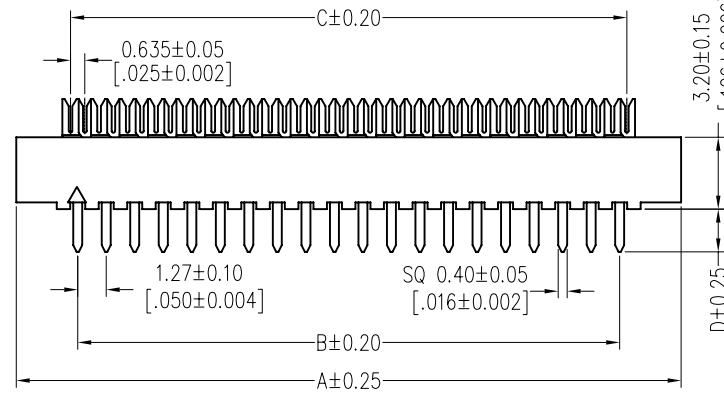
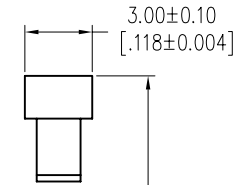
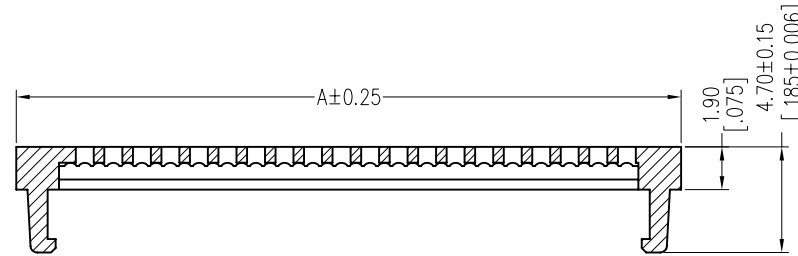


# HSF

NOTES:  
 Current Rating: 0.5AMP  
 Contact Resistance: 30mΩ Max  
 Withstand Voltage: 1000V AC/DC  
 Insulation Resistance: 1000MΩ Min  
 Operation Temperature: -40°C to +105°C

Contact Material: Phosphor Bronze  
 Contact plating: Au Or Sn over Ni  
 Insulator Material: PBT+30%G.F UL94V-0

Recommended P.C.B Layout (Top Side)  
 (PCB BOARD TOLERANCE ±0.05)



(5.10)  
Terminated Height

## Ordering Information

5330 - XX P XX X 0 X

No. of Pins  
See Table

Contact Plating  
 S0=Gold Flash/Ni  
 S3=10u"Gold/Ni  
 S4=15u"Gold/Ni  
 S5=30u"Gold/Ni  
 SN=Tin

Color Insulator  
 B=Black  
 G=Grey(427C)

1=1.90mm  
 2=3.10mm

No. of Pins	A	B	C
06	7.90	2.54	3.175
08	9.20	3.81	4.445
10	10.50	5.08	5.715
12	11.80	6.35	6.985
14	13.10	7.62	8.255
16	14.30	8.89	9.525
20	16.90	11.43	12.065
22	18.10	12.70	13.335
26	20.70	15.24	15.875
30	23.30	17.78	18.415
34	25.80	20.32	20.955
40	29.60	24.13	24.765
44	32.10	26.67	27.305
50	35.90	30.48	31.115

PART NO.	D
5330-XXPXXX01	1.90
5330-XXPXXX02	3.10

REV	DATE	MODIFICATION DESCRIPTION	CHANGE	OPERATION	DRAW	DATE	SCALE	FIT	PART NO.
A0	2012/10/09	NEW	-----	x.x ±0.40	JYHuang	2012/10/09	UNIT	mm	SEE TABLE
				x.xx ±0.25	CHECK	DATE	SIZE	A4	TITLE:
				x.xxx ±0.15	APPROVE	DATE	SHEET	1/1	1.27mm DIP PLUG CONNECTOR
				Angle ± 3'			PROJ.		Customer NO.
				DIM TOL					