

# HSF

**NOTES:**

Rated Current:0.75AMP.  
 Contact Resistance:30mΩ Max.  
 Withstand Voltage:500V AC/DC  
 Insulation Resistance:1000MΩ Min.  
 Operation Temperature:-40°C to +105°C

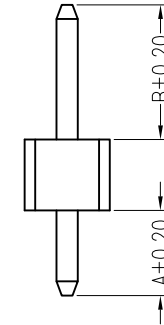
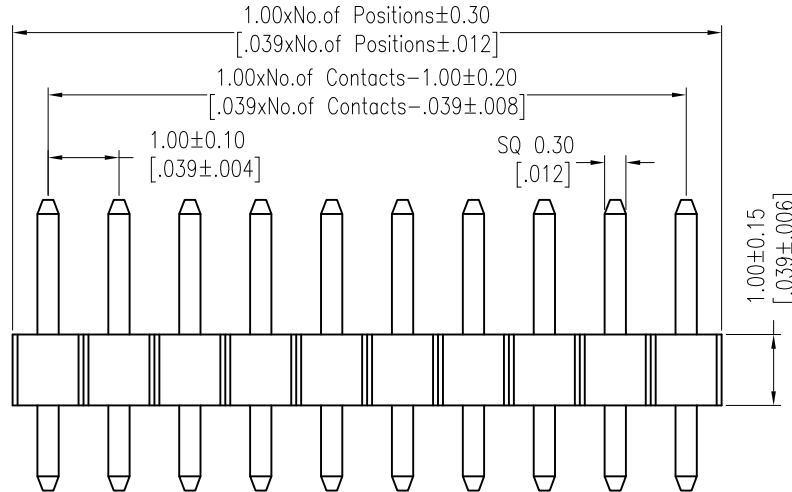
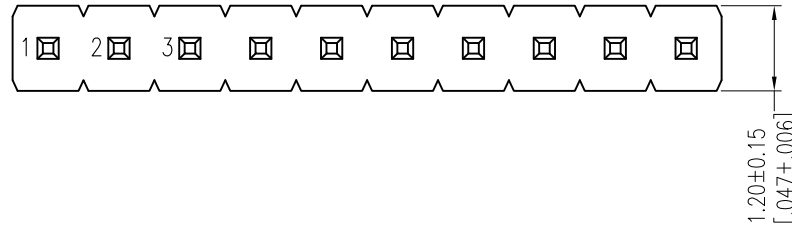
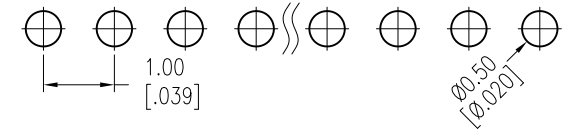
Contact Material:Brass  
 Contact Plating:Au Over Ni  
 Insulator Material:PA9T+33%G.F UL94V-0 BK

## Ordering Information

1510-11 XX XX S 041 C A XX

No.of Pins	Contact Plating	Pin Length	Insulator	Packing	Series No.
01-50	G0=Gold Flash	L=A+B+1.0	C=PA9T	A=Tray	01-99
	G3=10u"Gold	Standard:041=4.1			
	G4=15u"Gold				
	G5=30u"Gold				
	SN=Tin				
	SM=Matte Tin				

Recommended P.C.B Layout (Top Side)  
 (PCB BOARD TOLERANCE±0.05)



Item	Pin Length	A	B
Standard	4.1	1.20	1.90
Alternate			

REV	DATE	MODIFICATION DESCRIPTION	CHANGE	OPERATION	DRAW	DATE	SCALE	Fit	PART NO.
A2	2018/01/05	MODIFY PART NO.	-----	x.X ±0.40	William Chen	2018/01/05	UNIT	mm [inch]	1510-11XXXXXXCXXX
A1	2012/11/20	Modify the material	-----	x.XX ±0.25	CHECK	DATE	SIZE	A4	TITLE:
A0	2012/03/01	NEW	-----	x.XXX ±0.15	APPROVE	DATE	SHEET	1/1	1.00 Pin Header, SINGLE ROW, S/T, H=1.0
				Angle ± 3'			PROJ.	☉	Customer NO.
				DIM TOL					