

1N5400G thru 1N5408G

FEATURES

- * Plastic package has Underwriters Laboratories Flammability Classification 94V-0
- * Construction utilizes void-free molded plastic technique
- * Low reverse leakage
- * High forward surge capability
- * Cavity-free glass passivated junction
- * High temperature soldering guaranteed:
260°C/10 seconds, 0.375" (9.5mm) lead length,
5 lbs. (2.3kg) tension

Mechanical Data

Case: JEDEC DO-201AD, molded plastic over glass body

Terminals: Plated axial leads, solderable per MIL-STD-750, Method 2026

Polarity: Color band denotes cathode end

Mounting Position: Any

Weight: 0.04 oz., 1.13 g

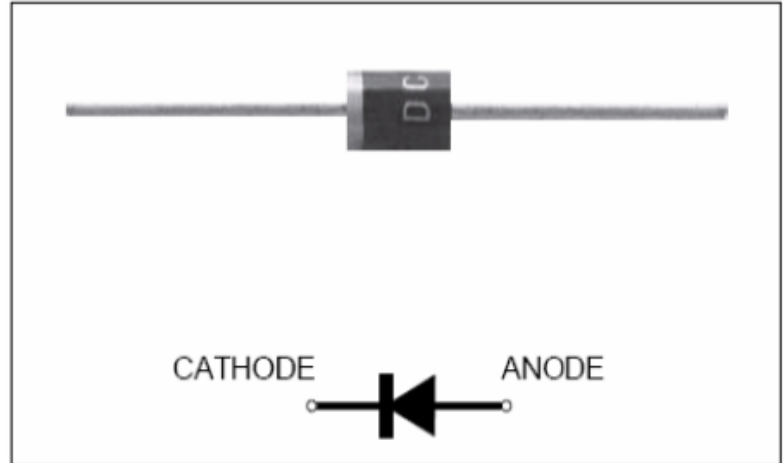
Handling precaution: None

Glass Passivated Junction General

Purpose Plastic Rectifiers

Reverse Voltage 50 to 1000V

Forward Current 3.0A



We declare that the material of product compliance with RoHS requirements.

Maximum Ratings & Thermal Characteristics Ratings at 25°C ambient temperature unless otherwise specified.

| Parameter Symbol | symbol | 1N54 00G | 1N54 01G | 1N54 02G | 1N54 03G | 1N54 04G | 1N54 05G | 1N54 06G | 1N54 07G | 1N54 08G | Unit |
|---|----------------|-------------|-------------|-------------|-------------|-------------|-------------|-------------|-------------|-------------|---------------------------|
| Maximum repetitive peak reverse voltage | V_{RRM} | 50 | 100 | 200 | 300 | 400 | 500 | 600 | 800 | 1000 | V |
| Maximum RMS voltage | V_{RMS} | 35 | 70 | 140 | 210 | 280 | 350 | 420 | 560 | 700 | V |
| Maximum DC blocking voltage | V_{DC} | 50 | 100 | 200 | 300 | 400 | 500 | 600 | 800 | 1000 | V |
| Maximum average forward rectified current 0.375" (9.5mm) lead length at $T_A = 75^\circ\text{C}$ | $I_{F(AV)}$ | 3.0 | | | | | | | | | A |
| Peak forward surge current 8.3ms single half sine-wave superimposed on rated load (JEDEC Method) | I_{FSM} | 200 | | | | | | | | | A |
| Maximum full load reverse current, full cycle average, 0.375" (9.5mm) lead lengths at $T_A = 105^\circ\text{C}$ | $I_{R(AV)}$ | 500 | | | | | | | | | μA |
| Typical thermal resistance (Note 1) | $R\theta_{JA}$ | 20 | | | | | | | | | $^\circ\text{C}/\text{W}$ |
| Maximum DC blocking voltage temperature | T_A | 125 | | | | | | | | | $^\circ\text{C}$ |
| Operating junction and storage temperature range | T_J, T_{STG} | -50 to +150 | | | | | | | | | $^\circ\text{C}$ |

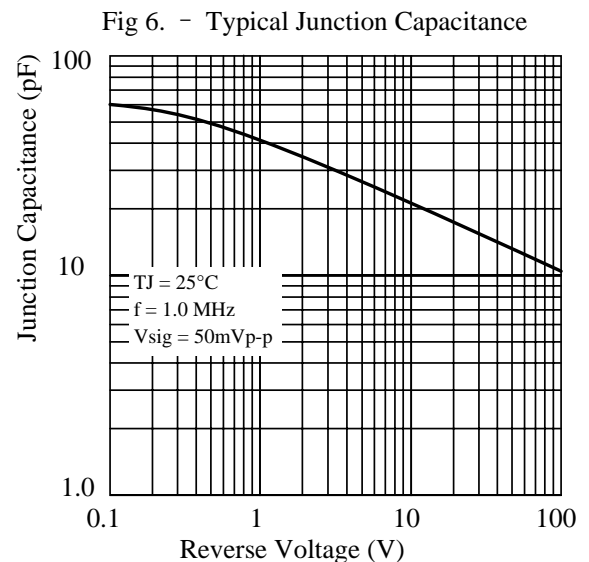
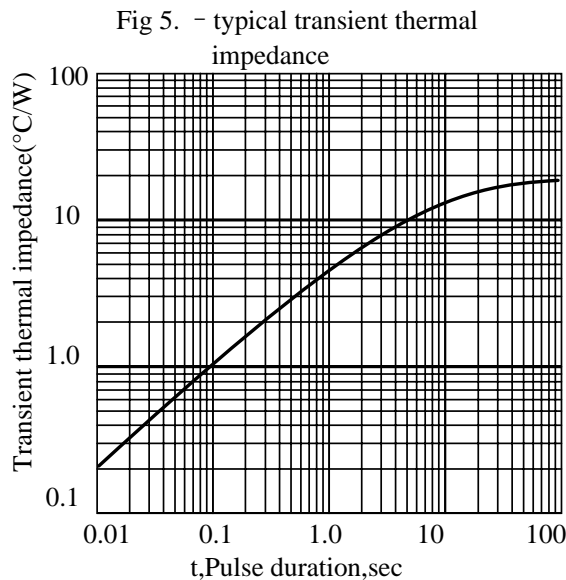
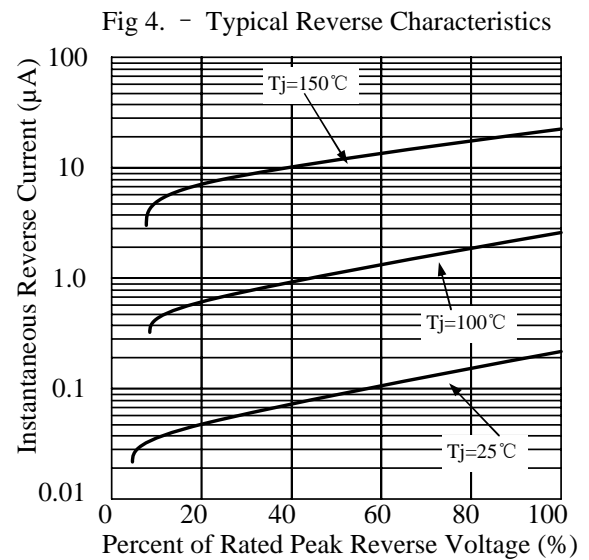
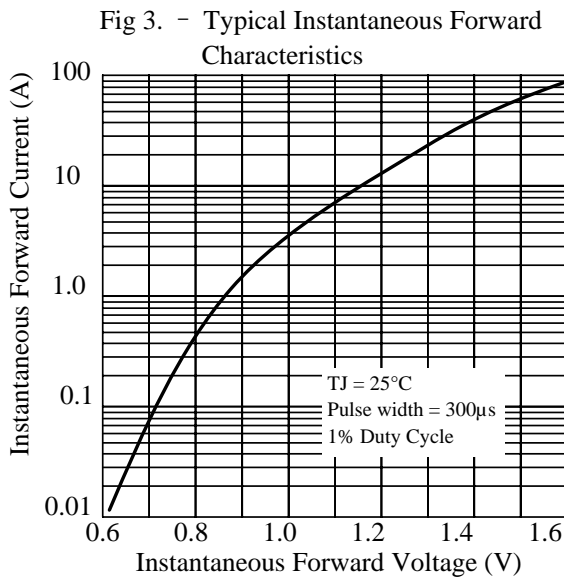
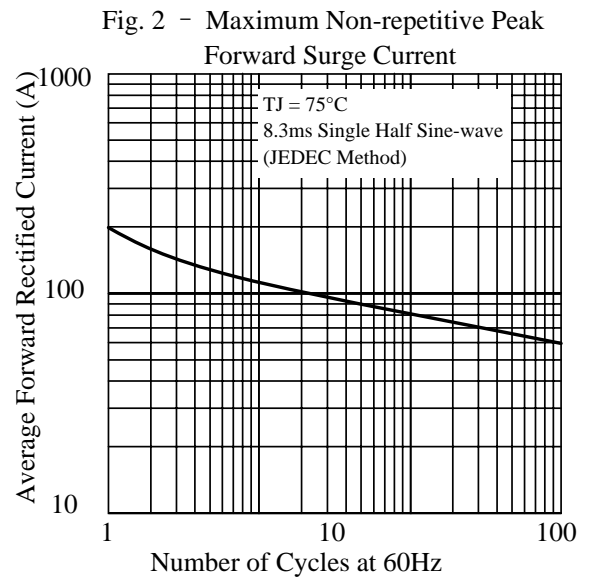
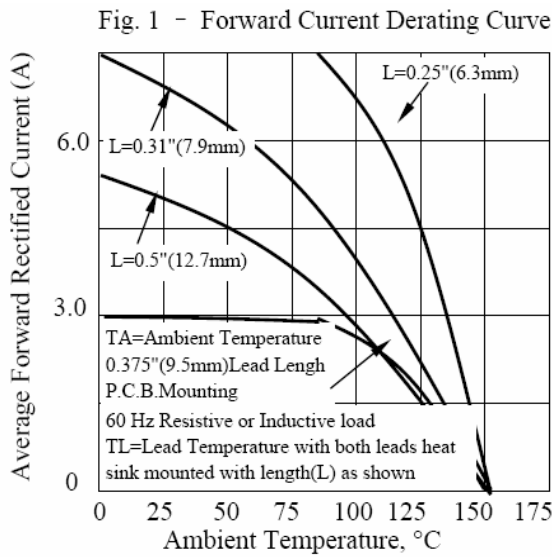
Electrical Characteristics Ratings at 25°C ambient temperature unless otherwise specified.

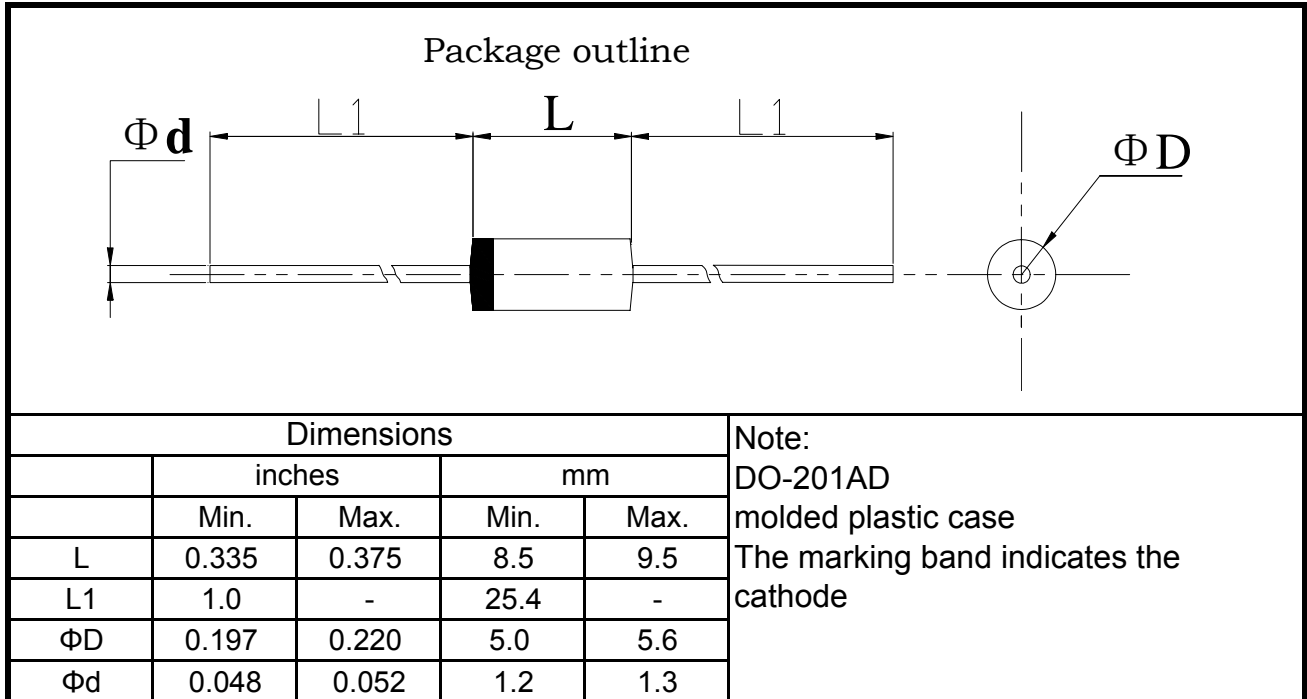
| Parameter Symbol | symbol | 1N54 00G | 1N54 01G | 1N54 02G | 1N54 03G | 1N54 04G | 1N54 05G | 1N54 06G | 1N54 07G | 1N54 08G | Unit |
|---|--------|-------------|-------------|-------------|-------------|-------------|-------------|-------------|-------------|-------------|---------------|
| Maximum instantaneous forward voltage at 3.0A | V_F | 1.10 | | | | | | | | | V |
| Maximum DC reverse current $T_A = 25^\circ\text{C}$ at rated DC blocking voltage $T_A = 125^\circ\text{C}$ | I_R | 10 200 | | | | | | | | | μA |
| Typical junction capacitance at 4.0V, 1MHz | C_J | 30 | | | | | | | | | PF |

NOTES:

1. Thermal resistance from junction to ambient at 0.375" (9.5mm) lead length, P.C.B. mounted

Ratings and Characteristic Curves (TA = 25°C unless otherwise noted)



Package Dimensions in inches and (millimeters)


Packing Of Plastic-Sealed Axial Lead Diodes

1. 卷盘/Reel Packing (52mm)

A: 卷盘规格/Reel spec.



Unit:mm



| Item | Symbol | Dimension |
|-----------|--------|-----------|
| Dimeter | A | 76.4±0.1 |
| | B | 82.5±0.2 |
| | C | 330±0.5 |
| Width | W | 72±0.2 |
| Thickness | W1 | 3±0.2 |

B: 外箱规格/Outer Box Specification



| Item | Symbol | Dimension |
|------|--------|-----------|
| Size | L | 350±2 |
| | W | 350±2 |
| | H | 340±4 |

按以上包装方式: (As per the above spec)

| | 外型/Outside | | |
|-------------------|---------------|-------|----------|
| | DO-41 & A-405 | DO-15 | DO-201AD |
| Q'ty/Taping | 5K | 4K | 1.4K |
| Q'ty/Packing Case | 20K | 16K | 5.6K |

2. 弹带盒装/Ammo Packing

Unit:mm

A: 弹带盒规格/Ammo Box Spec.



| Item | Symbol | Dimension | Notes |
|------------|--------|-----------|-----------|
| Box's Size | L | 260±2 | 52mm TYPE |
| | W | 76±2 | |
| | H | 100±4 | |
| | L | 250±3 | 26mm TYPE |
| | W | 45±3 | |
| | H | 95±5 | |

B: 外箱规格/Outer Box Specification



| Item | Symbol | Dimension | Notes |
|-------------|--------|-----------|-----------|
| Case's Size | L | 430±2 | 52mm TYPE |
| | W | 280±2 | |
| | H | 225±4 | |
| | L | 435±3 | 26mm TYPE |
| | W | 280±3 | |
| | H | 295±5 | |

按以上包装方式: (As per the above spec)

| | 外型/Outside | | |
|--------------------------------|---------------------|-------|----------|
| | A-405 & DO-41 & R-1 | DO-15 | DO-201AD |
| Q'ty/Taping | 3K | 2K | 0.8K |
| Q'ty/Packing Case 26mm/TYPE | 30K | 20K | 7.2K |
| Q'ty/Packing Case 52mm/TYPE | 60K | 40K | 14.4K |

3. 散装/Bulk Packing

A. 包装盒尺寸/Box Dimension



(DO-41&DO-15)

| Item | Symbol | Dimension |
|------------|--------|-----------|
| Box's Size | L | 200±2 |
| | W | 84±2 |
| | H | 21±2 |



(DO-201AD)

| Item | Symbol | Dimension |
|------------|--------|-----------|
| Box's Size | L | 200±2 |
| | W | 84±2 |
| | H | 29±2 |

B: 外箱规格/Outer Box Specification



| Item | Symbol | Dimension |
|-------------|--------|-----------|
| Case's Size | L | 465±2 |
| | W | 225±2 |
| | H | 260±4 |

按以上包装方式: (As per the above spec)

| | 外型/Outside | | |
|-------------------|-----------------|-------|----------|
| | DO-41&A-405&R-1 | DO-15 | DO-201AD |
| Q'ty/Taping | 1K | 0.5K | 0.3K |
| Q'ty/Packing Case | 50K | 25K | 12K |

4. 编带图形及规格/Taping Specification


Unit:mm

| 尺寸代号 | 编带尺寸/Tape Dimension | | |
|----------------|---------------------|--------------|--------------|
| Dimension Code | 26/tape | 52/tape | 52/tape# |
| W | 26 0.0/+1.6 | 52 -1.0/+2.0 | 52 -1.0/+2.0 |
| P | 5±0.5 | 5±0.5 | 10±0.5 |
| L1-L2 | <1.0 | <1.2 | <1.2 |
| H | 6±1.0 | 6±1.0 | 6±1.0 |
| Z | <1.2 | <1.2 | <1.2 |
| R | <1.0 | <1.0 | <1.0 |
| T | >3.2 | >3.2 | >3.2 |

注: 52编带# 为DO-201AD编带规格

Remark: 52 tape# is DO-201AD taping spec.