



TAI-SAW TECHNOLOGY CO., LTD.

No. 3, Industrial 2nd Rd., Ping-Chen Industrial District,
Taoyuan, 324, Taiwan, R.O.C.

TEL: 886-3-4690038 FAX: 886-3-4697532

E-mail: tstsales@mail.taisaw.com Web: www.taisaw.com

Product Specification Approval Sheet

Product Name: SAW Filter 787.5 MHz SMD 5X5 mm(BW=1 MHz)

TST Parts No.:TA0823A

Customer Parts No.:_____

Customer signature required
Company:_____
Division:_____
Approved by :_____
Date:_____

Checked by:_____ Anne Chen *Anne Chen*

Approved by:_____ Andy Yu *Andy Yu*

Date:_____ 2019 . 05 .15

1. Customer signed back is required before TST can proceed with sample build and receive orders.
2. Orders received without customer signed back will be regarded as agreement on the specifications.
3. Any specifications changes must be approved upon by both parties and a new revision of specifications shall be released to reflect the change



TAI-SAW TECHNOLOGY CO., LTD.

No. 3, Industrial 2nd Rd., Ping-Chen Industrial District,
Taoyuan, 324, Taiwan, R.O.C.

TEL: 886-3-4690038 FAX: 886-3-4697532

E-mail: tstsales@mail.taisaw.com Web: www.taisaw.com

SAW Filter 787.5 MHz

MODEL NO.: TA0823A

REV. NO.:2

A. MAXIMUM RATING:

1. Input Power Level: 10 dBm
2. DC voltage: 5 V
3. Operating Temperature: -30°C to +70°C
4. Storage Temperature: -40°C to +85°C
5. Moisture Sensitivity Level: Level 1 (**MSL1**)
6. ESD 100V(MM) 200V(HBM)

RoHS Compliant
Lead free
Lead-free soldering

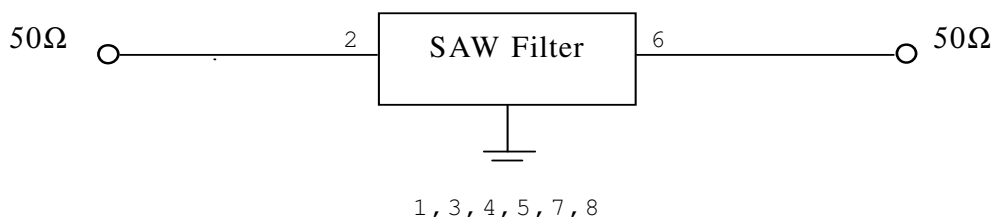
Electrostatic Sensitive Device (ESD)

B. ELECTRICAL CHARACTERISTICS:

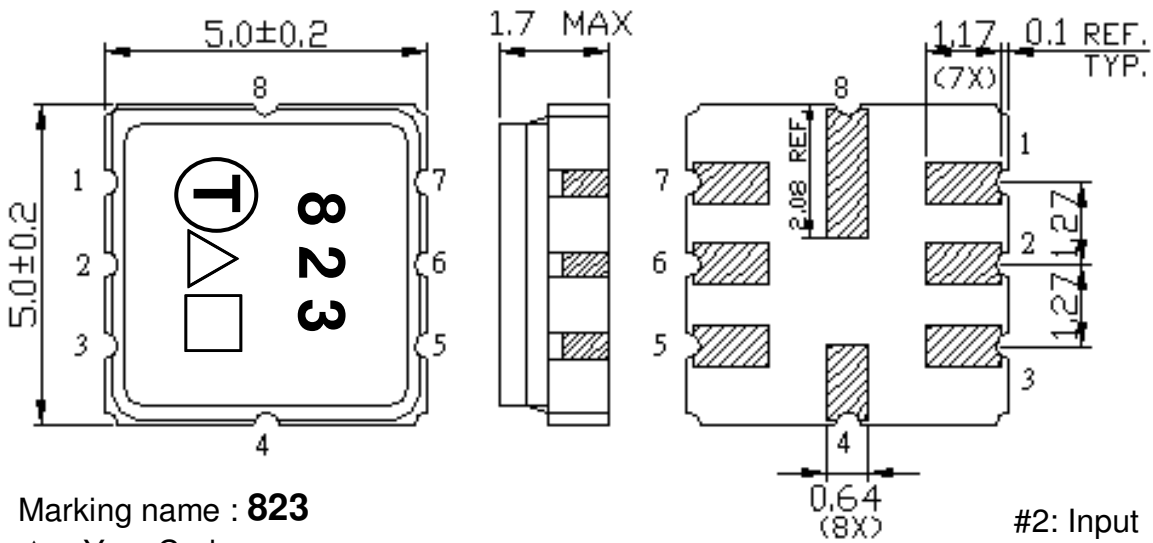
Item	Unit	Min.	Typ.	Max.
Center frequency F_o	MHz	-	787.5	-
Insertion loss (787~788MHz) IL	dB	-	2.4	5
Amplitude ripple (787~788MHz)	dB	-	0.3	1.5
Return loss (787~788MHz)	dB	10	16	-
Group delay variation (787~788MHz)	ns	-	10	50
Attenuation (Reference level from 0 dB)				
DC~737 MHz	dB	40	43	-
757~758 MHz	dB	40	43	-
764~776 MHz	dB	15	40	-
794~806 MHz	dB	10	29	-
828~2000 MHz	dB	40	48	-
Source impedance Z_s	Ω	-	50	-
Load impedance Z_L	Ω	-	50	-
Temperature Coefficient	ppm/°C	-	-36	-

C. MEASUREMENT CIRCUIT:

HP Network analyzer



D. OUTLINE DRAWING:



Marking name : **823**

△ : Year Code

□ : Date Code (Follow the table from planner each year)

Product Year Code

Year	2017	2018	2019	2020
	2021	2022	2023	2024
Year Code	A	a	<u>A</u>	<u>a</u>

#2: Input

#6: Output

#1,3,5,7: Ground

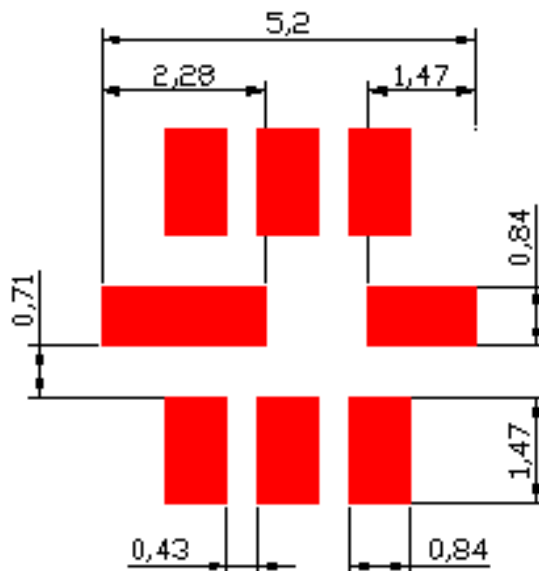
#4,8: Case Ground

Unit: mm

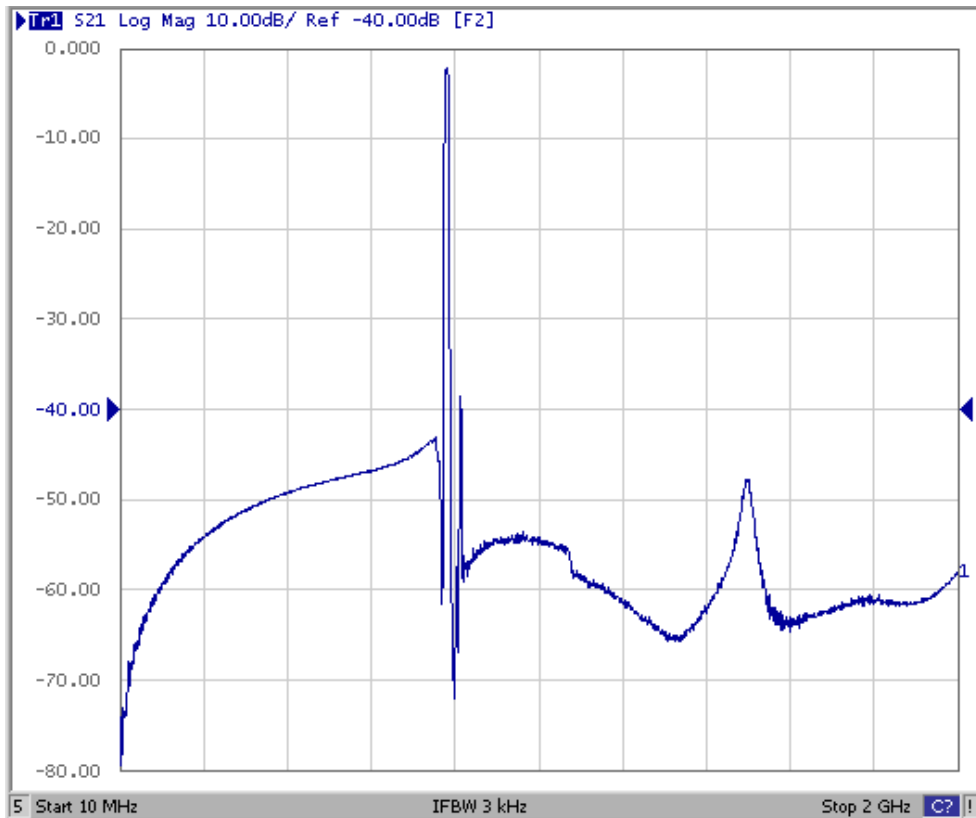
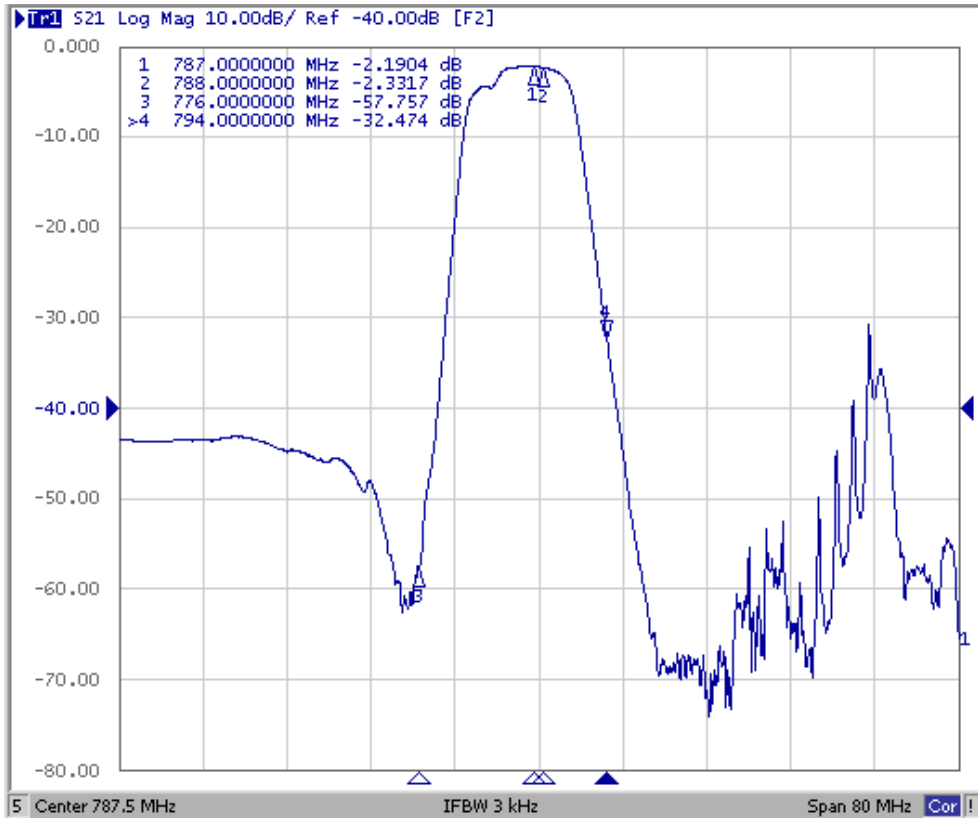
Date Code Table

WK01	WK02	WK03	WK04	WK05	WK06	WK07	WK08	WK09	WK10	WK11	WK12	WK13
A	B	C	D	E	F	G	H	I	J	K	L	M
WK14	WK15	WK16	WK17	WK18	WK19	WK20	WK21	WK22	WK23	WK24	WK25	WK26
N	O	P	Q	R	S	T	U	V	W	X	Y	Z
WK27	WK28	WK29	WK30	WK31	WK32	WK33	WK34	WK35	WK36	WK37	WK38	WK39
a	b	c	d	e	f	g	h	i	j	k	l	m
WK40	WK41	WK42	WK43	WK44	WK45	WK46	WK47	WK48	WK49	WK50	WK51	WK52
n	o	p	q	r	s	t	u	v	w	x	y	z

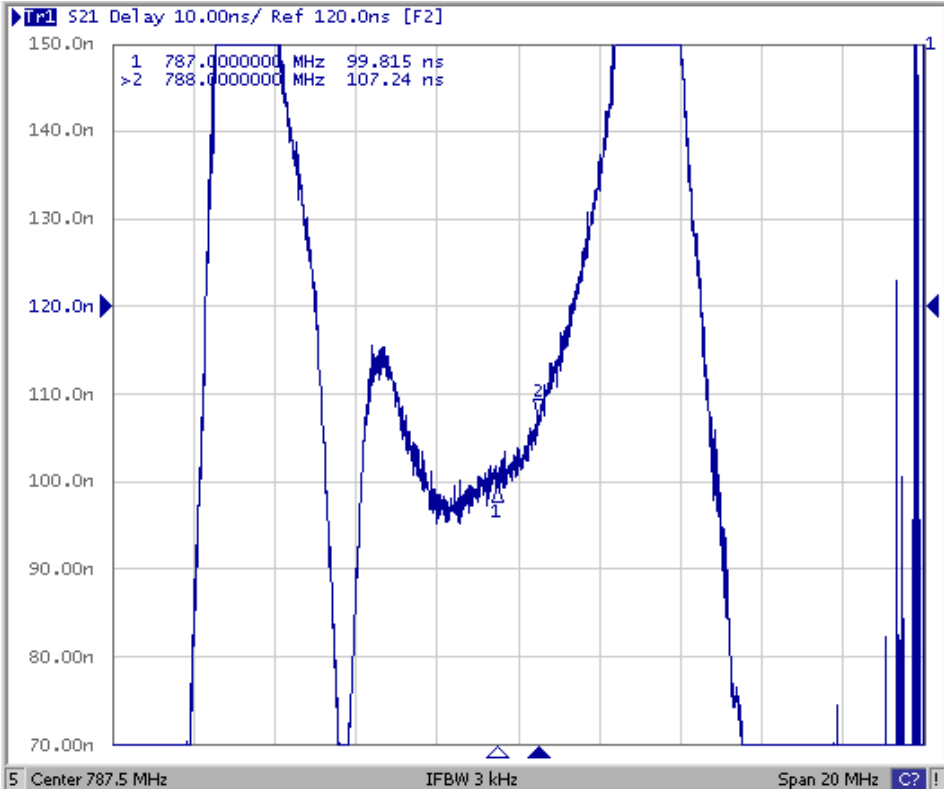
E. PCB Footprint:



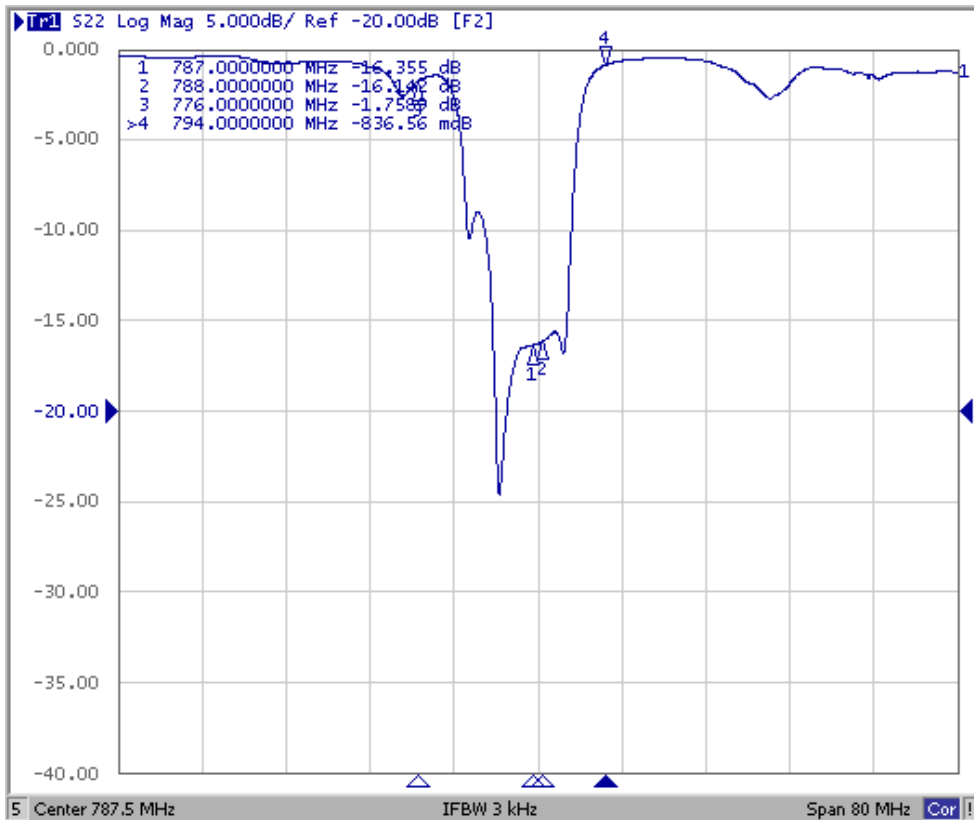
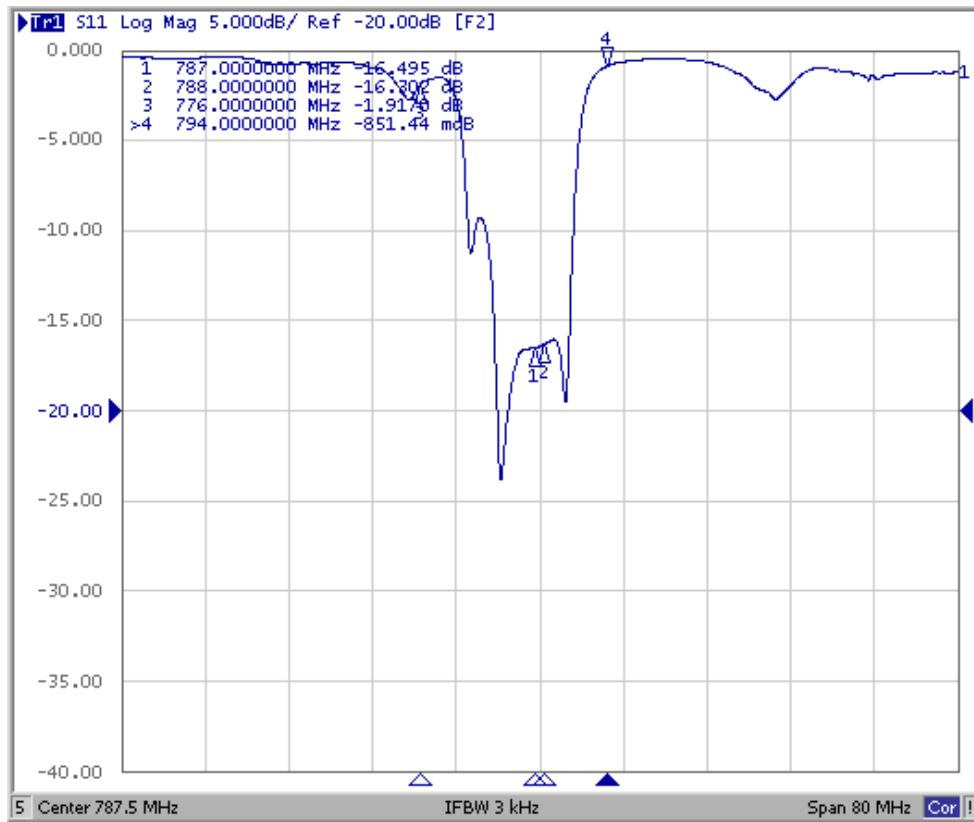
F. Frequency Characteristics :
Transfer function



Group Delay



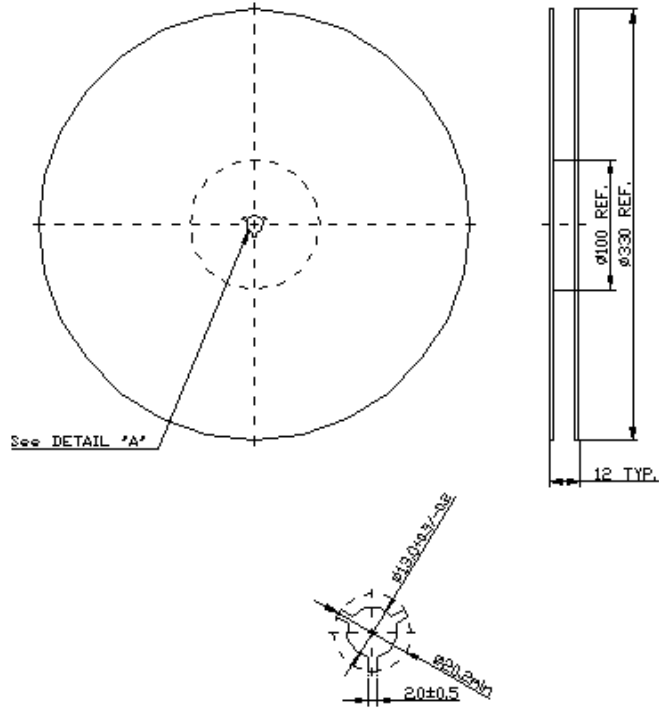
Reflection Functions :



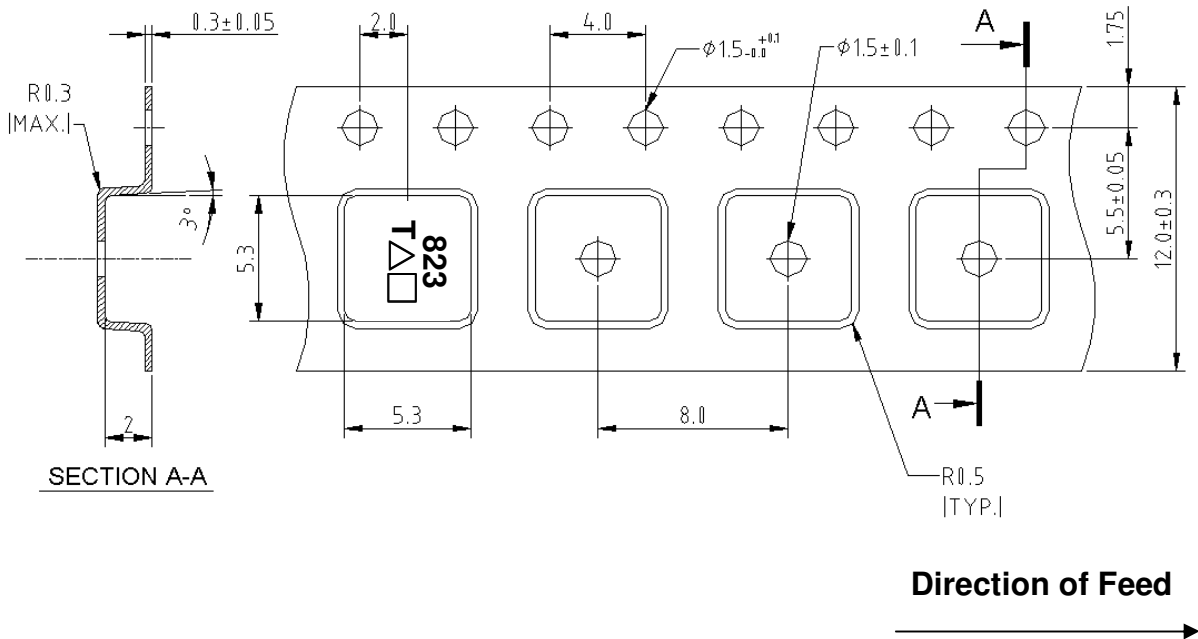
G. PACKING:

1. REEL DIMENSION

(Please refer to FR-75D10 for packing quantity)



2. TAPE DIMENSION



H. Recommended Reflow Profile:

1. Preheating shall be fixed at 150~180°C for 60~90 seconds.
2. Ascending time to preheating temperature 150°C shall be 30 seconds min.
3. Heating shall be fixed at 220°C for 50~80 seconds and at 260°C +0/-5°C peak (20~40sec).
4. Time: 2 times.

