

## BPCF Series



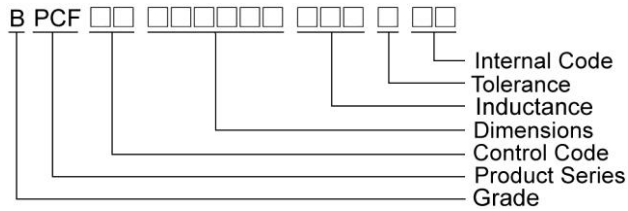
### Features

- RoHS, Halogen Free and REACH Compliance
- Magnetic shielded
- Various package size and wide inductance range

### Applications

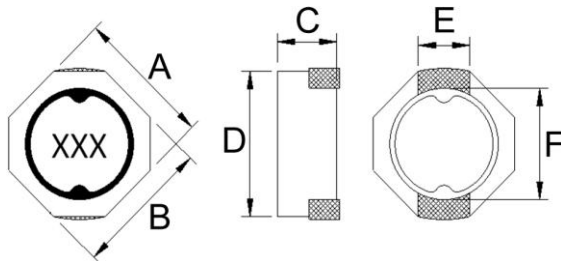
- AP Routers
- STBs
- LCD TVs and monitors
- Game consoles
- LED lightings
- DC/DC converters

### Products Identification

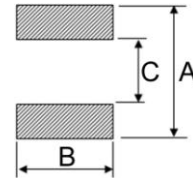


### Shape and Dimensions

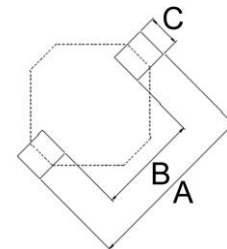
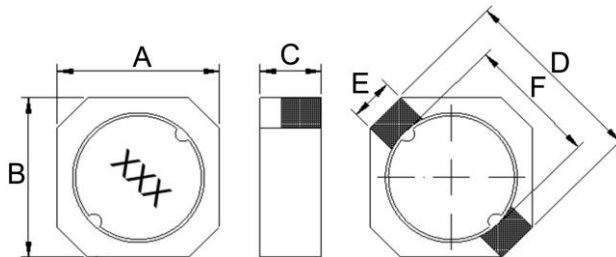
**BPCF00040418**



### Recommended Pattern



**BPCF000505xx**



Dimension in mm

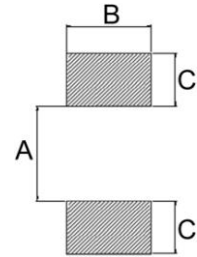
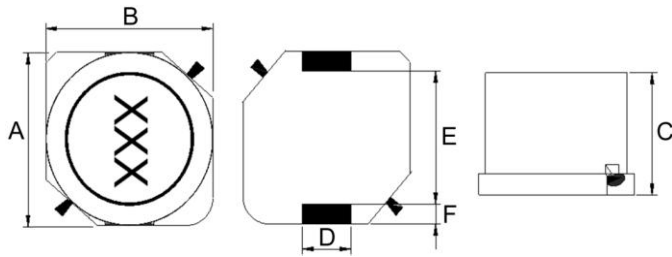
TYPE	Shape and Dimensions						Recommended Pattern		
	A	B	C	D	E	F	A	B	C
BPCF00040418	3.85±0.3	3.85±0.3	1.8Max	4.1±0.3	2	3.2	4.9	2	2.5
BPCF00050520	5.3Max	5.3Max	2.0Max	5.8±0.3	1.7	4.2	5	4	2
BPCF00050530	5.3Max	5.3Max	3.0Max	5.8±0.3	1.7	4.2	5	4	2

# SMD Shielded Power Inductors - BPCF Series

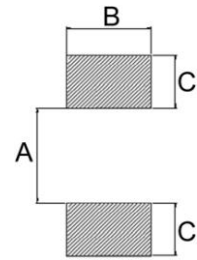
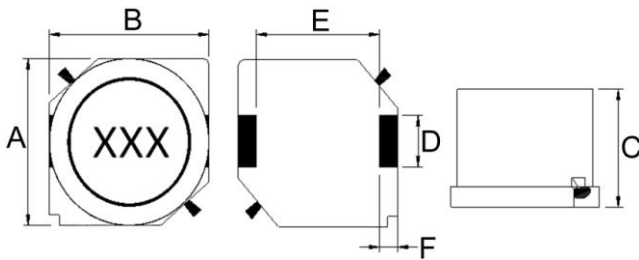
## Shape and Dimensions

## Recommended Pattern

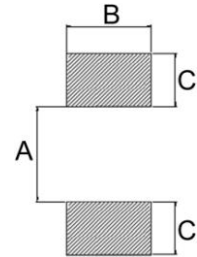
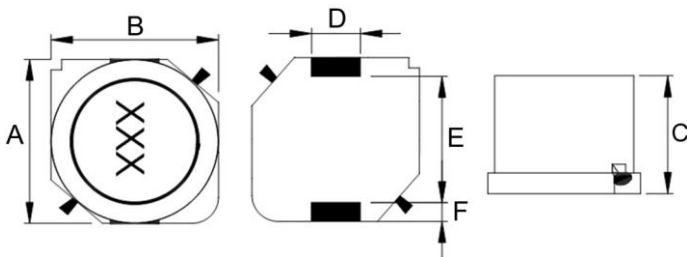
BPCF000606xx



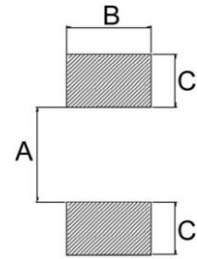
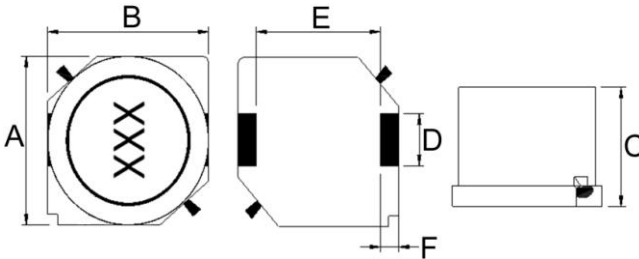
BPCF00070732



BPCF00070728\070745



BPCF00070755



Dimension in mm

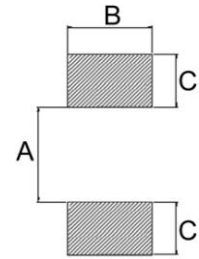
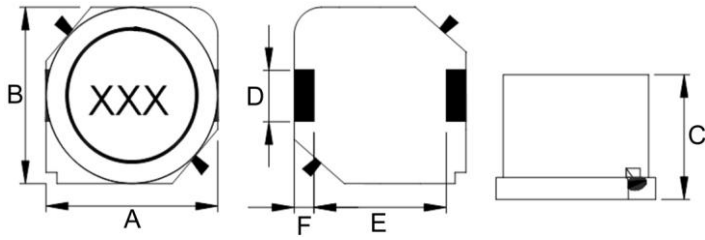
TYPE	Shape and Dimensions						Recommended Pattern		
	A	B	C	D	E	F	A	B	C
BPCF00060625	6.0±0.3	6.0±0.3	2.5±0.3	2.0±0.2	3	1.5	2.8	2.2	1.7
BPCF00060628	6.0±0.3	6.0±0.3	2.8±0.3	2.0±0.2	3	1.5	2.8	2.2	1.7
BPCF00070728	7.0±0.3	7.0±0.3	2.8±0.3	2.0±0.2	4	1.5	3.8	2.2	1.7
BPCF00070732	7.0±0.3	7.0±0.3	3.2±0.3	2.0±0.2	4	1.5	3.8	2.2	1.7
BPCF00070745	7.0±0.3	7.0±0.3	4.5±0.3	2.0±0.2	4	1.5	3.8	2.2	1.7
BPCF00070755	7.0±0.3	7.0±0.3	5.5±0.3	2.0±0.2	4	1.5	3.8	2.2	1.7

# SMD Shielded Power Inductors - BPCF Series

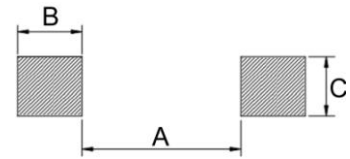
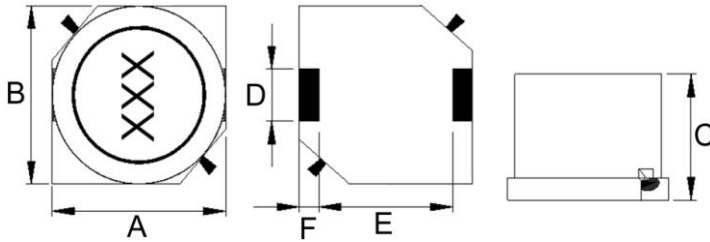
## Shape and Dimensions

## Recommended Pattern

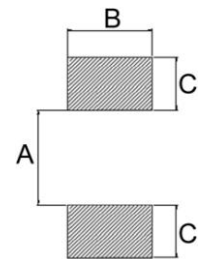
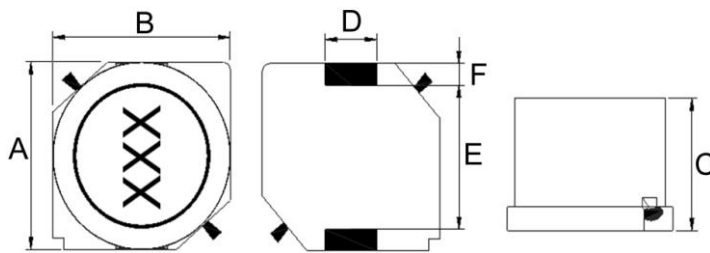
**BPCF00101045**



**BPCF00101065**



**BPCF001313xx**



Dimension in mm

TYPE	Shape and Dimensions						Recommended Pattern		
	A	B	C	D	E	F	A	B	C
BPCF00101045	10±0.3	10±0.3	4.5±0.3	3.0±0.2	6	2	5.6	3.2	2.5
BPCF00101065	10±0.3	10±0.3	6.5±0.3	2.5±0.2	6	2	5.6	2.5	3
BPCF00131355	12.5±0.3	12.5±0.3	5.5±0.3	3.0±0.2	8.5	2	8.6	3.2	2.5
BPCF00131365	12.5±0.3	12.5±0.3	6.5±0.35	3.0±0.2	8.5	2	8.6	3.2	2.5
BPCF00131375	12.5±0.3	12.5±0.3	7.5±0.35	3.0±0.2	8.5	2	8.6	3.2	2.5

## SMD Shielded Power Inductors – BPCF Series

### Standard Specifications

Part Number	Inductance (uH)	Tolerance (±%)	Test Frequency (kHz)	RDC (Ω)Max	Rated Current (A)Max	Marking
BPCF000404182R2□00	2.2	20,30	100	0.058	1.5	2R2
BPCF000404183R3□00	3.3	20,30	100	0.065	1.3	3R3
BPCF000404184R7□00	4.7	20,30	100	0.146	1.1	4R7
BPCF000404186R2□00	6.2	20,30	100	0.220	0.91	6R2
BPCF000404186R8□00	6.8	20,30	100	0.238	0.90	6R8
BPCF00040418100□00	10	20,30	100	0.299	0.70	100
BPCF00040418470□00	47	20,30	100	1.1	0.34	470
BPCF00040418101□00	100	20	100	3.0	0.18	101

**Note: When ordering, please specify tolerance code. Tolerance: M=±20% , T=±30%**

- Operating temperature range - 40°C ~ 125°C(Including self - temperature rise)
- Rated Current : Based on inductance change ( $\Delta L/L_0$  : drop 35% Max.) @ ambient temp. 25°C and Based on temperature rise ( $\Delta T$  : 40°C Typ.)

### Standard Specifications

Part Number	Inductance (uH)	Tolerance (±%)	Test Frequency (kHz)	RDC (Ω)Max	Isat (A)Max	Irms (A)Typ	Marking
BPCF000505201R2□00	1.2	30	100	0.044	2.15	2.87	1R2
BPCF000505202R2□00	2.2	30	100	0.059	1.63	2.06	2R2
BPCF000505203R5□00	3.5	30	100	0.073	1.34	1.82	3R5
BPCF000505204R7□00	4.7	20,30	100	0.087	1.14	1.54	4R7
BPCF000505206R8□00	6.8	30	100	0.105	0.95	1.38	6R8
BPCF00050520100□00	10	20,30	100	0.15	0.76	1.10	100
BPCF00050520150□00	15	20,30	100	0.21	0.63	0.91	150
BPCF00050520220□00	22	20,30	100	0.275	0.56	0.83	220
BPCF00050520330□00	33	20,30	100	0.455	0.44	0.61	330
BPCF00050520470□00	47	20,30	100	0.730	0.36	0.45	470
BPCF00050520680□00	68	20,30	100	0.935	0.30	0.42	680
BPCF00050520101□00	100	20,30	100	1.5	0.23	0.31	101

**Note: When ordering, please specify tolerance code. Tolerance: M=±20% , T=±30%**

- Operating temperature range - 40°C ~ 125°C(Including self - temperature rise)
- Isat for Inductance drop 30% from its value without current
- I rms for a 40°C temperature rise from 25°C ambient with current
- Rated DC Current : The less value which is Isat or I rms

## SMD Shielded Power Inductors – BPCF Series

### Standard Specifications

Part Number	Inductance (uH)	Tolerance (±%)	Test Frequency (kHz)	RDC (Ω)Max	Isat (A)Max	Irms (A)Typ	Marking
BPCF000505301R1□00	1.1	20,30	100	0.020	3.87	4.07	1R1
BPCF000505302R0□00	2.0	30	100	0.027	2.92	3.30	2R0
BPCF000505303R3□00	3.3	20,30	100	0.034	2.36	2.83	3R3
BPCF000505304R7□00	4.7	20,30	100	0.045	1.87	2.51	4R7
BPCF000505306R8□00	6.8	20,30	100	0.068	1.51	2.06	6R8
BPCF00050530100□00	10	20,30	100	0.090	1.33	1.76	100
BPCF00050530150□00	15	20,30	100	0.142	1.05	1.37	150
BPCF00050530220□00	22	20,30	100	0.208	0.86	1.01	220
BPCF00050530330□00	33	20,30	100	0.257	0.72	0.94	330
BPCF00050530470□00	47	20,30	100	0.352	0.62	0.80	470
BPCF00050530680□00	68	20,30	100	0.525	0.51	0.65	680
BPCF00050530101□00	100	20,30	100	0.801	0.43	0.55	101
BPCF00050530331□00	330	20	100	2.03	0.19	0.25	331

**Note: When ordering, please specify tolerance code. Tolerance: M=±20% , T=±30%**

- Operating temperature range - 40°C ~ 125°C(Including self - temperature rise)
- Isat for Inductance drop 30% from its value without current
- Irms for a 40°C temperature rise from 25°C ambient with current
- Rated DC Current : The less value which is Isat or Irms

### Standard Specifications

Part Number	Inductance (uH)	Tolerance (±%)	Test Frequency (kHz)	RDC (Ω)±20%	Isat (A)Max	Irms (A)Typ	Marking
BPCF000606252R2□00	2.2	20,30	100	0.0241	1.7	1.9	2R2
BPCF000606254R7□00	4.7	20,30	100	0.0306	1.5	1.8	4R7
BPCF000606255R6□00	5.6	30	100	0.0405	1.4	1.6	5R6
BPCF000606256R8□00	6.8	20,30	100	0.0442	1.3	1.5	6R8
BPCF00060625100□00	10	20,30	100	0.0573	1.0	1.3	100
BPCF00060625220□00	22	20,30	100	0.122	0.73	0.94	220
BPCF00060625101□00	100	20	100	0.500	0.33	0.47	101

**Note: When ordering, please specify tolerance code. Tolerance: M=±20% , T=±30%**

- Operating temperature range - 40°C ~ 125°C(Including self - temperature rise)
- Isat for Inductance drop 30% from its value without current
- Irms for a 25°C temperature rise from 25°C ambient with current
- Rated DC Current : The less value which is Isat or Irms

## SMD Shielded Power Inductors – BPCF Series

### Standard Specifications

Part Number	Inductance (uH)	Tolerance (±%)	Test Frequency (kHz)	RDC (Ω)±20%	Isat (A)Max	Irms (A)Typ	Marking
BPCF000606284R7□00	4.7	20,30	100	0.0284	1.6	2.5	4R7
BPCF000606286R8□00	6.8	20,30	100	0.0354	1.5	2.2	6R8
BPCF00060628100□00	10	20,30	100	0.0532	1.3	1.8	100
BPCF00060628150□00	15	20,30	100	0.090	1.0	1.4	150
BPCF00060628220□00	22	20,30	100	0.162	0.77	1.0	220
BPCF00060628101□00	100	20,30	100	0.57	0.42	0.64	101
BPCF00060628151□00	150	20,30	100	0.80	0.34	0.45	151

**Note: When ordering, please specify tolerance code. Tolerance: M=±20% , T=±30%**

- Operating temperature range - 40°C ~ 125°C(Including self - temperature rise)
- Isat for Inductance drop 30% from its value without current
- Irms for a 25°C temperature rise from 25°C ambient with current
- Rated DC Current : The less value which is Isat or Irms

### Standard Specifications

Part Number	Inductance (uH)	Tolerance (±%)	Test Frequency (kHz)	RDC (Ω)±20%	Rated Current (A)Max	Marking
BPCF000707283R3□00	3.3	20,30	100	0.028	1.6	3R3
BPCF000707284R7□00	4.7	20,30	100	0.038	1.5	4R7
BPCF000707286R8□00	6.8	20,30	100	0.059	1.3	6R8
BPCF00070728100□00	10	20,30	100	0.083	1.1	100
BPCF00070728150□00	15	20,30	100	0.11	0.88	150
BPCF00070728220□00	22	20,30	100	0.18	0.75	220
BPCF00070728330□00	33	20,30	100	0.24	0.65	330
BPCF00070728470□00	47	20,30	100	0.34	0.54	470

**Note: When ordering, please specify tolerance code. Tolerance: K=±10% , M=±20% , T=±30%**

- Operating temperature range - 40°C ~ 125°C(Including self - temperature rise)
- Rated Current : Based on inductance change ( $\Delta L/L_0$  : drop 15% Max.) @ ambient temp. 25°C and Based on temperature rise ( $\Delta T$  : 25°C Typ.)

## SMD Shielded Power Inductors – BPCF Series

### Standard Specifications

Part Number	Inductance (uH)	Tolerance (±%)	Test Frequency (kHz)	RDC (Ω)±20%	Rated Current (A)Max	Marking
BPCF000707321R5□00	1.5	20,30	100	0.018	3.4	1R5
BPCF000707322R2□00	2.2	20,30	100	0.021	2.8	2R2
BPCF000707323R3□00	3.3	20,30	100	0.023	1.9	3R3
BPCF000707324R7□00	4.7	20,30	100	0.036	1.7	4R7
BPCF000707326R8□00	6.8	20,30	100	0.041	1.6	6R8
BPCF00070732100□00	10	20,30	100	0.053	1.4	100
BPCF00070732150□00	15	20,30	100	0.075	1.1	150
BPCF00070732220□00	22	20,30	100	0.11	0.96	220
BPCF00070732330□00	33	20,30	100	0.16	0.75	330
BPCF00070732470□00	47	20,30	100	0.24	0.67	470
BPCF00070732680□00	68	20,30	100	0.31	0.59	680
BPCF00070732101□00	100	10,20	100	0.45	0.45	101
BPCF00070732151□00	150	10,20	100	0.65	0.37	151
BPCF00070732221□00	220	10,20	100	1.05	0.29	221
BPCF00070732331□00	330	10,20	100	1.67	0.22	331
BPCF00070732471□00	470	10,20	100	2.05	0.20	471
BPCF00070732681□00	680	10,20	100	3.15	0.16	681
BPCF00070732102□00	1000	10,20	100	4.78	0.13	102

**Note: When ordering, please specify tolerance code. Tolerance: K=±10% , M=±20% , T=±30%**

- Operating temperature range - 40°C ~ 125°C(Including self - temperature rise)
- Rated Current : Based on inductance change ( $\Delta L/Lo$  : drop 15% Max.) @ ambient temp. 25°C and Based on temperature rise ( $\Delta T$  : 25°C Typ.)

## SMD Shielded Power Inductors – BPCF Series

### Standard Specifications

Part Number	Inductance (uH)	Tolerance (±%)	Test Frequency (kHz)	RDC (Ω)±20%	Isat (A)Max	Irms (A)Typ	Marking
BPCF000707451R0□00	1.0	20,30	100	0.011	4.5	4.5	1R0
BPCF000707452R2□00	2.2	20,30	100	0.015	3.4	3.3	2R2
BPCF000707453R3□00	3.3	20,30	100	0.020	2.5	2.3	3R3
BPCF000707454R7□00	4.7	20,30	100	0.030	2.0	2.1	4R7
BPCF000707456R8□00	6.8	20,30	100	0.039	1.7	1.74	6R8
BPCF00070745100□00	10	20,30	100	0.036	1.3	1.78	100
BPCF00070745150□00	15	20,30	100	0.052	1.1	1.53	150
BPCF00070745220□00	22	20,30	100	0.061	0.9	1.34	220
BPCF00070745330□00	33	20,30	100	0.096	0.82	1.09	330
BPCF00070745470□00	47	20,30	100	0.125	0.75	0.92	470
BPCF00070745680□00	68	20,30	100	0.175	0.60	0.77	680
BPCF00070745101□00	100	10,20	100	0.25	0.50	0.65	101
BPCF00070745151□00	150	10,20	100	0.34	0.40	0.55	151
BPCF00070745221□00	220	10,20	100	0.52	0.33	0.45	221
BPCF00070745331□00	330	10,20	100	0.74	0.25	0.37	331
BPCF00070745471□00	470	10,20	100	1.05	0.22	0.31	471
BPCF00070745681□00	680	10,20	100	1.48	0.20	0.27	681
BPCF00070745102□00	1000	10,20	100	2.28	0.14	0.25	102

**Note: When ordering, please specify tolerance code. Tolerance: K=±10% , M=±20% , T=±30%**

- Operating temperature range - 40°C ~ 125°C(Including self - temperature rise)
- Isat for Inductance drop 15% from its value without current
- I rms for a 25°C temperature rise from 25°C ambient with current
- Rated DC Current : The less value which is Isat or I rms

### Standard Specifications

Part Number	Inductance (uH)	Tolerance (±%)	Test Frequency (kHz)	RDC (Ω)±30%	Isat (A)Max	Irms (A)Typ	Marking
BPCF000707551R5□00	1.5	30	100	0.0174	6.2	4.0	1R5
BPCF000707552R2□00	2.2	30	100	0.0217	5.3	3.5	2R2
BPCF000707553R3□00	3.3	20,30	100	0.0240	4.3	3.3	3R3
BPCF000707554R7□00	4.7	20,30	100	0.0280	3.6	3.1	4R7
BPCF000707555R6□00	5.6	20,30	100	0.0310	3.0	2.9	5R6
BPCF000707556R8□00	6.8	20,30	100	0.0340	2.3	2.8	6R8
BPCF00070755100□00	10	20,30	100	0.0391	2.6	2.5	100
BPCF00070755150□00	15	20,30	100	0.0508	2.1	2.2	150
BPCF00070755220□00	22	20,30	100	0.0643	1.7	2.0	220
BPCF00070755330□00	33	20,30	100	0.12	1.3	1.4	330
BPCF00070755680□00	68	20,30	100	0.20	0.9	1.1	680

**Note: When ordering, please specify tolerance code. Tolerance: M=±20% , T=±30%**

- Operating temperature range - 40°C ~ 125°C(Including self - temperature rise)
- Isat for Inductance drop 15% from its value without current
- I rms for a 30°C temperature rise from 25°C ambient with current
- Rated DC Current : The less value which is Isat or I rms

Please be sure to request approval specifications that provide further details of the products. Kindly note that the content of these specifications are subject to change or may be discontinued without prior notice. This product may not be designed/used in medical or high risk applications without Chilisin approval. Please contact our sales department before ordering.



## SMD Shielded Power Inductors – BPCF Series

### Standard Specifications

Part Number	Inductance (uH)	Tolerance (±%)	Test Frequency (kHz)	RDC (Ω)±20%	Isat (A)Max	Irms (A)Typ	Marking
BPCF001010451R5□00	1.5	30	100	0.0118	7.5	6.0	1R5
BPCF001010453R3□00	3.3	30	100	0.0161	4.9	3.7	3R3
BPCF001010454R7□00	4.7	20,30	100	0.0198	4.2	3.5	4R7
BPCF001010455R6□00	5.6	30	100	0.0220	3.8	3.2	5R6
BPCF00101045100□00	10	20,30	100	0.0364	3.0	2.5	100
BPCF00101045150□00	15	20,30	100	0.0472	2.4	2.2	150
BPCF00101045220□00	22	20,30	100	0.0591	2.1	1.9	220
BPCF00101045330□00	33	20,30	100	0.0815	1.6	1.7	330
BPCF00101045470□00	47	20,30	100	0.10	1.4	1.5	470
BPCF00101045680□00	68	20,30	100	0.14	1.2	1.3	680
BPCF00101045101□00	100	20,30	100	0.20	1.0	1.1	101
BPCF00101045151□00	150	20,30	100	0.35	0.79	0.81	151
BPCF00101045221□00	220	20,30	100	0.47	0.65	0.70	221
BPCF00101045331□00	330	20,30	100	0.68	0.54	0.58	331
BPCF00101045471□00	470	20,30	100	1.03	0.47	0.47	471
BPCF00101045681□00	680	20,30	100	1.6	0.38	0.38	681
BPCF00101045102□00	1000	20,30	100	2.8	0.32	0.29	102
BPCF00101045152□00	1500	20,30	100	3.4	0.22	0.26	152

**Note: When ordering, please specify tolerance code. Tolerance: M=±20% , T=±30%**

- Operating temperature range - 40°C ~ 125°C(Including self - temperature rise)
- Isat for Inductance drop 10% from its value without current
- Irms for a 40°C temperature rise from 25°C ambient with current
- Rated DC Current : The less value which is Isat or Irms

### Standard Specifications

Part Number	Inductance (uH)	Tolerance (±%)	Test Frequency (kHz)	RDC (Ω)Max	Isat (A)Max	Irms (A)Max	Marking
BPCF001010657R2□AE	7.2	30	100	0.0180	6.0	5.0	7R2
BPCF00101065220□AE	22	20,30	100	0.0376	3.6	3.41	220

**Note: When ordering, please specify tolerance code. Tolerance: M=±20% , T=±30%**

- Operating temperature range - 40°C ~ 125°C(Including self - temperature rise)
- Isat for Inductance drop 30% from its value without current
- Irms for a 40°C temperature rise from 25°C ambient with current
- Rated DC Current : The less value which is Isat or Irms

## SMD Shielded Power Inductors – BPCF Series

### Standard Specifications

Part Number	Inductance (uH)	Tolerance (±%)	Test Frequency (kHz)	RDC (Ω)±20%	Isat (A)Max	Irms (A)Typ	Marking
BPCF001313556R0□00	6.0	30	100	0.0164	3.6	4.9	6R0
BPCF00131355100□00	10	20,30	100	0.0215	3.4	4.3	100
BPCF00131355150□00	15	20,30	100	0.0259	2.8	3.9	150
BPCF00131355220□00	22	20,30	100	0.0338	2.3	3.4	220
BPCF00131355330□00	33	20,30	100	0.0415	1.9	3.1	330
BPCF00131355470□00	47	20,30	100	0.0618	1.6	2.5	470
BPCF00131355680□00	68	20,30	100	0.0832	1.3	2.2	680
BPCF00131355101□00	100	10,20	100	0.117	1.1	1.8	101
BPCF00131355151□00	150	10,20	100	0.19	0.88	1.4	151
BPCF00131355221□00	220	10,20	100	0.27	0.72	1.2	221
BPCF00131355331□00	330	10,20	100	0.41	0.59	1.0	331
BPCF00131355471□00	470	10,20	100	0.52	0.49	0.88	471
BPCF00131355681□00	680	10,20	100	0.76	0.43	0.73	681
BPCF00131355102□00	1000	10,20	100	1.12	0.34	0.60	102
BPCF00131355122□00	1200	10,20	100	1.48	0.32	0.53	122
BPCF00131355152□00	1500	10,20	100	1.73	0.29	0.48	152

**Note: When ordering, please specify tolerance code. Tolerance: K=±10% , M=±20% , T=±30%**

- Operating temperature range - 40°C ~ 125°C(Including self - temperature rise)
- Isat for Inductance drop 10% from its value without current
- Irms for a 40°C temperature rise from 25°C ambient with current
- Rated DC Current : The less value which is Isat or Irms

### Standard Specifications

Part Number	Inductance (uH)	Tolerance (±%)	Test Frequency (kHz)	RDC (Ω)±20%	Isat (A)Max	Irms (A)Typ	Marking
BPCF001313652R0□00	2.0	30	100	0.0117	10	6.2	2R0
BPCF001313654R2□00	4.2	30	100	0.0150	7.3	5.5	4R2
BPCF001313657R0□00	7.0	30	100	0.0177	5.7	5.0	7R0
BPCF00131365100□00	10	20,30	100	0.0202	5.0	4.8	100
BPCF00131365150□00	15	20,30	100	0.0237	4.2	4.4	150
BPCF00131365220□00	22	20,30	100	0.0316	3.5	3.8	220
BPCF00131365330□00	33	20,30	100	0.0406	2.8	3.4	330
BPCF00131365470□00	47	20,30	100	0.0578	2.4	2.8	470
BPCF00131365680□00	68	20,30	100	0.0787	2.0	2.4	680
BPCF00131365101□00	100	20,30	100	0.123	1.6	1.9	101
BPCF00131365221□00	220	20,30	100	0.273	1.0	1.2	221
BPCF00131365102□00	1000	20	100	1.1	0.3	0.35	102

**Note: When ordering, please specify tolerance code. Tolerance: M=±20% , T=±30%**

- Operating temperature range - 40°C ~ 125°C(Including self - temperature rise)
- Isat for Inductance drop 10% from its value without current
- Irms for a 40°C temperature rise from 25°C ambient with current
- Rated DC Current : The less value which is Isat or Irms

Please be sure to request approval specifications that provide further details of the products. Kindly note that the content of these specifications are subject to change or may be discontinued without prior notice. This product may not be designed/used in medical or high risk applications without Chilisin approval. Please contact our sales department before ordering.

## SMD Shielded Power Inductors – BPCF Series

### Standard Specifications

Part Number	Inductance (uH)	Tolerance (±%)	Test Frequency (kHz)	RDC (Ω)±20%	Isat (A)Max	Irms (A)Typ	Marking
BPCF001313751R2□00	1.2	30	100	0.0069	13	8.2	1R2
BPCF001313752R7□00	2.7	30	100	0.0094	10	7.0	2R7
BPCF001313753R9□00	3.9	30	100	0.0104	9	6.7	3R9
BPCF001313755R6□00	5.6	30	100	0.0116	7.8	6.3	5R6
BPCF001313756R8□00	6.8	30	100	0.0131	7.2	5.9	6R8
BPCF00131375100□00	10	20,30	100	0.0156	5.5	5.4	100
BPCF00131375150□00	15	20,30	100	0.0184	4.7	5.0	150
BPCF00131375220□00	22	20,30	100	0.0263	4.0	4.0	220
BPCF00131375330□00	33	20,30	100	0.0395	3.2	3.4	330
BPCF00131375470□00	47	20,30	100	0.0528	2.7	3.0	470
BPCF00131375680□00	68	20,30	100	0.0778	2.0	2.4	680
BPCF00131375101□00	100	20,30	100	0.125	1.9	1.9	101
BPCF00131375151□00	150	20,30	100	0.175	1.5	1.6	151
BPCF00131375221□00	220	20,30	100	0.258	1.3	1.3	221

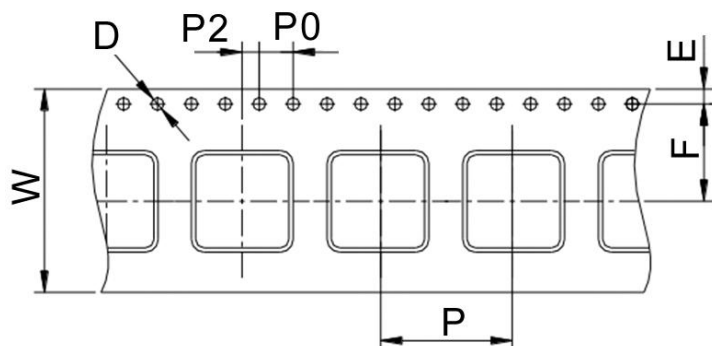
**Note: When ordering, please specify tolerance code. Tolerance: M=±20% , T=±30%**

- Operating temperature range - 40°C ~ 125°C(Including self - temperature rise)
- Isat for Inductance drop 10% from its value without current
- I rms for a 40°C temperature rise from 25°C ambient with current
- Rated DC Current : The less value which is Isat or I rms

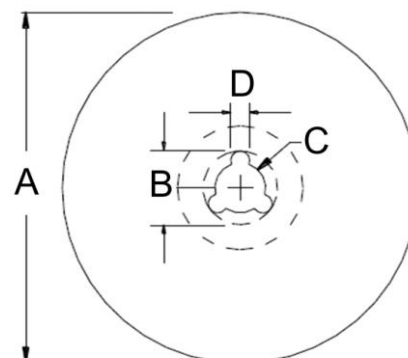
# SMD Shielded Power Inductors – BPCF Series

## Packaging Specifications

Tape Dimensions



Reel Dimensions



### Dimensions in mm

TYPE	Tape Dimensions							Reel Dimensions				Quantity PCS / Reel
	W	D	E	F	P	P0	P2	A	B	C	D	
BPCF00040418	12	1.5	1.75	5.5	8	4	2	178	20	13	2	1000
BPCF00050520	12	1.5	1.75	5.5	8	4	2	330	20	13	2	3500
BPCF00050530	16	1.5	1.75	7.5	12	4	2	330	20	13	2	1500
BPCF00060625	16	1.5	1.75	7.5	8	4	2	330	20	13	2	2000
BPCF00060628	16	1.5	1.75	7.5	8	4	2	330	20	13	2	2000
BPCF00070728	16	1.5	1.75	7.5	12	4	2	330	20	13	2	1000
BPCF00070732	16	1.5	1.75	7.5	12	4	2	330	20	13	2	1000
BPCF00070745	16	1.5	1.75	7.5	12	4	2	330	20	13	2	1000
BPCF00070755	16	1.5	1.75	7.5	12	4	2	330	20	13	2	700
BPCF00101045	24	1.5	1.75	11.5	16	4	2	330	20	13	2	500
BPCF00101065	24	1.5	1.75	11.5	16	4	2	330	20	13	2	500
BPCF00131355	24	1.5	1.75	11.5	16	4	2	330	20	13	2	500
BPCF00131365	24	1.5	1.75	11.5	16	4	2	330	20	13	2	500
BPCF00131375	24	1.5	1.75	11.5	16	4	2	330	20	13	2	500