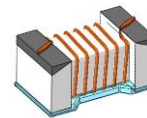


Wire Wound Chip Ceramic Inductor - MWSD-C-M8X Series

Operating Temp. : -40°C~+125°C



FEATURES

- Small chip suitable for surface mounting
- High rated current can be applied because of lower DC resistance than MWSD-C-M series
- Tight inductance tolerance and high reliability
- Single-sided package, thinner than SDWL-C-M8X series

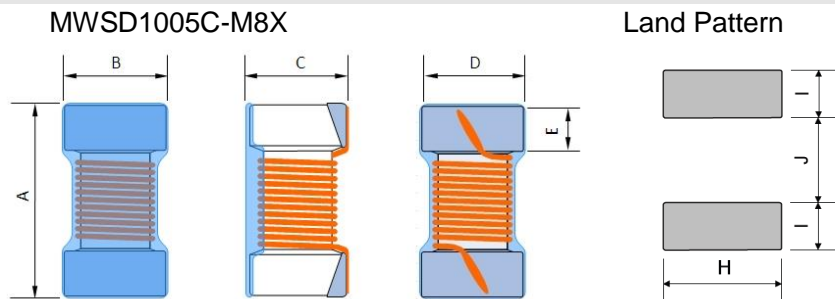
APPLICATIONS

- High frequency circuit in telecommunication and other equipments
- Mobile phones and other electronic devices
- Bluetooth, W-LAN, Broadband network

PRODUCT IDENTIFICATION

<u>MWSD</u> ①	<u>1005</u> ②	<u>C</u> ③	<u>10N</u> ④	<u>S</u> ⑤	<u>T</u> ⑥	<u>M81</u> ⑦																						
①		②			③																							
<table border="1"> <tr><th colspan="2">Type</th></tr> <tr><td>MWSD</td><td>Wire Wound Chip Inductor</td></tr> </table>		Type		MWSD	Wire Wound Chip Inductor	<table border="1"> <tr><th colspan="2">External Dimensions</th></tr> <tr><td colspan="2">1005 [0402]</td></tr> </table>		External Dimensions		1005 [0402]		<table border="1"> <tr><th colspan="2">Material Code</th></tr> <tr><td>C</td><td>Ceramic</td></tr> </table>		Material Code		C	Ceramic											
Type																												
MWSD	Wire Wound Chip Inductor																											
External Dimensions																												
1005 [0402]																												
Material Code																												
C	Ceramic																											
		⑤			⑥																							
④		<table border="1"> <tr><th colspan="2">Inductance Tolerance</th></tr> <tr><td>B</td><td>±0.1nH</td></tr> <tr><td>C</td><td>±0.2nH</td></tr> <tr><td>S</td><td>±0.3nH</td></tr> <tr><td>D</td><td>±0.5nH</td></tr> <tr><td>G</td><td>±2%</td></tr> <tr><td>H</td><td>±3%</td></tr> <tr><td>J</td><td>±5%</td></tr> </table>		Inductance Tolerance		B	±0.1nH	C	±0.2nH	S	±0.3nH	D	±0.5nH	G	±2%	H	±3%	J	±5%	<table border="1"> <tr><th colspan="2">Packing</th></tr> <tr><td>B</td><td>Bulk Package</td></tr> <tr><td>T</td><td>Tape & Reel</td></tr> </table>		Packing		B	Bulk Package	T	Tape & Reel	
Inductance Tolerance																												
B	±0.1nH																											
C	±0.2nH																											
S	±0.3nH																											
D	±0.5nH																											
G	±2%																											
H	±3%																											
J	±5%																											
Packing																												
B	Bulk Package																											
T	Tape & Reel																											
<table border="1"> <tr><th colspan="2">Nominal Inductance</th></tr> <tr><th>Example</th><th>Nominal Value</th></tr> <tr><td>4N7</td><td>4.7nH</td></tr> <tr><td>10N</td><td>10nH</td></tr> <tr><td>R10</td><td>100nH</td></tr> </table>		Nominal Inductance		Example	Nominal Value	4N7	4.7nH	10N	10nH	R10	100nH			<table border="1"> <tr><th colspan="2">Internal Code</th></tr> <tr><td>M81</td><td>Internal Code</td></tr> </table>		Internal Code		M81	Internal Code									
Nominal Inductance																												
Example	Nominal Value																											
4N7	4.7nH																											
10N	10nH																											
R10	100nH																											
Internal Code																												
M81	Internal Code																											

SHAPE AND DIMENSIONS



Unit: mm

Series	A	B	C	D	E REF.	H REF.	I REF.	J REF.
MWSD1005C-M8X	1.1±0.1	0.53±0.1	0.6±0.1	0.5±0.1	0.20	0.65	0.35	0.50

SPECIFICATIONS

MWSD1005C -M81 TYPE

Part Number	Inductance	Tolerance	Min. Quality Factor	L/Q Test Freq.	Min. Self-resonant Frequency	Max. DC Resistance	Max. Rated Current
Units	nH	-	-	MHz	GHz	Ω	mA
Symbol	L	-	Q	Freq.	S.R.F	DCR	I _r
MWSD1005C1N3□TM81	1.3	C,S,D,K	20	100/250	18.0	0.012	3150
MWSD1005C1N5□TM81	1.5	B,C,S,D,K	20	100/250	18.0	0.028	2100
MWSD1005C1N6□TM81	1.6	B,C,S,D,K	20	100/250	18.0	0.045	1450
MWSD1005C1N7□TM81	1.7	B,C,S,D,K	20	100/250	18.0	0.065	1150
MWSD1005C1N8□TM81	1.8	B,C,S,D,K	20	100/250	18.0	0.065	1150
MWSD1005C2N2□TM81	2.2	B,C,S,D,K	30	100/250	15.5	0.022	2530
MWSD1005C2N3□TM81	2.3	B,C,S,D,K	30	100/250	15.5	0.022	2530
MWSD1005C2N4□TM81	2.4	B,C,S,D,K	30	100/250	15.5	0.022	2530
MWSD1005C2N5□TM81	2.5	B,C,S,D,K	30	100/250	15.5	0.030	2100
MWSD1005C2N6□TM81	2.6	B,C,S,D,K	30	100/250	14.5	0.035	1950
MWSD1005C2N7□TM81	2.7	B,C,S,D,K	28	100/250	14.0	0.047	1500
MWSD1005C2N8□TM81	2.8	B,C,S,D,K	27	100/250	13.5	0.047	1500
MWSD1005C2N9□TM81	2.9	B,C,S,D,K	25	100/250	12.5	0.047	1500
MWSD1005C3N0□TM81	3.0	B,C,S,D,K	20	100/250	12.5	0.063	1350
MWSD1005C3N3□TM81	3.3	B,C,S,D,K	30	100/250	14.0	0.030	2000
MWSD1005C3N4□TM81	3.4	B,C,S,D,J,K	30	100/250	10.0	0.030	1950
MWSD1005C3N5□TM81	3.5	B,C,S,D,J,K	30	100/250	10.0	0.030	1950
MWSD1005C3N6□TM81	3.6	B,C,S,D,J,K	30	100/250	10.0	0.030	1950
MWSD1005C3N7□TM81	3.7	B,C,S,D,J,K	35	100/250	10.0	0.030	1950
MWSD1005C3N8□TM81	3.8	B,C,S,D,J,K	35	100/250	10.0	0.030	1950
MWSD1005C3N9□TM81	3.9	B,C,S,D,J,K	35	100/250	10.0	0.030	1950
MWSD1005C4N0□TM81	4.0	B,C,S,D,J,K	30	100/250	10.0	0.030	1950
MWSD1005C4N1□TM81	4.1	B,C,S,D,J,K	30	100/250	9.6	0.044	1800
MWSD1005C4N2□TM81	4.2	B,C,S,D,J,K	30	100/250	9.6	0.044	1800
MWSD1005C4N3□TM81	4.3	B,C,S,D,J,K	32	100/250	9.6	0.044	1800
MWSD1005C4N4□TM81	4.4	B,C,S,D,J,K	34	100/250	9.6	0.052	1600
MWSD1005C4N5□TM81	4.5	B,C,S,D,J,K	34	100/250	9.6	0.060	1450
MWSD1005C4N6□TM81	4.6	B,C,S,D,J,K	32	100/250	9.6	0.060	1450
MWSD1005C4N7□TM81	4.7	B,C,S,D,J,K	31	100/250	8.0	0.071	1200
MWSD1005C4N8□TM81	4.8	B,C,S,D,J,K	30	100/250	8.0	0.071	1200
MWSD1005C4N9□TM81	4.9	B,C,S,D,J,K	27	100/250	8.0	0.071	1200
MWSD1005C5N0□TM81	5.0	B,C,S,D,J,K	32	100/250	10.0	0.040	1770
MWSD1005C5N1□TM81	5.1	B,C,S,D,J,K	35	100/250	8.0	0.040	1770
MWSD1005C5N2□TM81	5.2	B,C,S,D,J,K	35	100/250	8.0	0.040	1770
MWSD1005C5N3□TM81	5.3	B,C,S,D,J,K	35	100/250	8.0	0.040	1770
MWSD1005C5N4□TM81	5.4	B,C,S,D,J,K	35	100/250	8.0	0.040	1770
MWSD1005C5N5□TM81	5.5	B,C,S,D,J,K	35	100/250	8.0	0.040	1770
MWSD1005C5N6□TM81	5.6	B,C,S,D,J,K	35	100/250	8.0	0.040	1770
MWSD1005C5N7□TM81	5.7	B,C,S,D,J,K	30	100/250	8.0	0.040	1770
MWSD1005C5N8□TM81	5.8	B,C,S,D,J,K	30	100/250	8.0	0.040	1770
MWSD1005C5N9□TM81	5.9	B,C,S,D,J,K	30	100/250	8.0	0.040	1770
MWSD1005C6N0□TM81	6.0	B,C,S,D,J,K	32	100/250	8.0	0.056	1600
MWSD1005C6N1□TM81	6.1	B,C,S,D,J,K	32	100/250	8.0	0.056	1600
MWSD1005C6N2□TM81	6.2	B,C,S,D,J,K	33	100/250	8.0	0.056	1600
MWSD1005C6N3□TM81	6.3	G,H,J,K	33	100/250	7.8	0.057	1600
MWSD1005C6N4□TM81	6.4	G,H,J,K	33	100/250	7.0	0.065	1380
MWSD1005C6N5□TM81	6.5	G,H,J,K	32	100/250	7.0	0.065	1380
MWSD1005C6N6□TM81	6.6	G,H,J,K	30	100/250	7.0	0.078	1280

SPECIFICATIONS

MWSD1005C -M81 TYPE

Part Number	Inductance	Tolerance	Min. Quality Factor	L/Q Test Freq.	Min. Self-resonant Frequency	Max. DC Resistance	Max. Rated Current
Units	nH	-	-	MHz	GHz	Ω	mA
Symbol	L	-	Q	Freq.	S.R.F	DCR	I _r
MWSD1005C6N7□TM81	6.7	G,H,J,K	30	100/250	7.0	0.078	1280
MWSD1005C6N8□TM81	6.8	G,H,J,K	30	100/250	7.0	0.068	1450
MWSD1005C6N9□TM81	6.9	G,H,J,K	32	100/250	8.5	0.069	1420
MWSD1005C7N0□TM81	7.0	G,H,J,K	33	100/250	8.0	0.069	1420
MWSD1005C7N1□TM81	7.1	G,H,J,K	32	100/250	8.0	0.069	1420
MWSD1005C7N2□TM81	7.2	G,H,J,K	32	100/250	7.0	0.050	1700
MWSD1005C7N3□TM81	7.3	G,H,J,K	32	100/250	7.0	0.050	1700
MWSD1005C7N4□TM81	7.4	G,H,J,K	30	100/250	7.0	0.050	1700
MWSD1005C7N5□TM81	7.5	G,H,J,K	35	100/250	7.0	0.050	1700
MWSD1005C7N6□TM81	7.6	G,H,J,K	30	100/250	7.0	0.050	1700
MWSD1005C7N7□TM81	7.7	G,H,J,K	30	100/250	7.0	0.050	1700
MWSD1005C7N8□TM81	7.8	G,H,J,K	30	100/250	7.0	0.050	1700
MWSD1005C7N9□TM81	7.9	G,H,J,K	30	100/250	7.0	0.050	1700
MWSD1005C8N0□TM81	8.0	G,H,J,K	30	100/250	7.0	0.050	1700
MWSD1005C8N1□TM81	8.1	G,H,J,K	32	100/250	6.5	0.069	1500
MWSD1005C8N2□TM81	8.2	G,H,J,K	32	100/250	6.5	0.069	1500
MWSD1005C8N3□TM81	8.3	G,H,J,K	32	100/250	6.5	0.069	1500
MWSD1005C8N4□TM81	8.4	G,H,J,K	32	100/250	6.5	0.069	1500
MWSD1005C8N5□TM81	8.5	G,H,J,K	32	100/250	6.5	0.069	1500
MWSD1005C8N6□TM81	8.6	G,H,J,K	31	100/250	6.5	0.070	1420
MWSD1005C8N7□TM81	8.7	G,H,J,K	31	100/250	6.5	0.070	1420
MWSD1005C8N8□TM81	8.8	G,H,J,K	31	100/250	6.5	0.070	1420
MWSD1005C8N9□TM81	8.9	G,H,J,K	31	100/250	6.5	0.070	1420
MWSD1005C9N0□TM81	9.0	G,H,J,K	31	100/250	6.5	0.070	1500
MWSD1005C9N1□TM81	9.1	G,H,J,K	32	100/250	6.5	0.080	1400
MWSD1005C9N2□TM81	9.2	G,H,J,K	32	100/250	6.0	0.081	1400
MWSD1005C9N3□TM81	9.3	G,H,J,K	34	100/250	6.0	0.081	1400
MWSD1005C9N4□TM81	9.4	G,H,J,K	33	100/250	6.0	0.081	1400
MWSD1005C9N5□TM81	9.5	G,H,J,K	32	100/250	6.0	0.081	1400
MWSD1005C9N6□TM81	9.6	G,H,J,K	33	100/250	6.0	0.081	1400
MWSD1005C9N7□TM81	9.7	G,H,J,K	33	100/250	6.0	0.081	1400
MWSD1005C9N8□TM81	9.8	G,H,J,K	34	100/250	6.0	0.081	1400
MWSD1005C9N9□TM81	9.9	G,H,J,K	32	100/250	6.0	0.081	1400
MWSD1005C10N□TM81	10	G,H,J,K	31	100/250	6.0	0.081	1400
MWSD1005C11N□TM81	11	G,H,J,K	32	100/250	6.2	0.083	1400
MWSD1005C12N□TM81	12	G,H,J,K	30	100/250	5.2	0.093	1240
MWSD1005C13N□TM81	13	G,H,J,K	30	100/250	5.2	0.093	1240
MWSD1005C14N□TM81	14	G,H,J,K	31	100/250	5.2	0.111	1150
MWSD1005C15N□TM81	15	G,H,J,K	31	100/250	5.5	0.114	1150
MWSD1005C16N□TM81	16	G,H,J,K	31	100/250	5.0	0.126	1000
MWSD1005C17N□TM81	17	G,H,J,K	31	100/250	5.2	0.130	1000
MWSD1005C18N□TM81	18	G,H,J,K	30	100/250	5.5	0.156	1050
MWSD1005C19N□TM81	19	G,H,J,K	30	100/250	5.0	0.126	920
MWSD1005C20N□TM81	20	G,H,J,K	30	100/250	4.5	0.186	800
MWSD1005C21N□TM81	21	G,H,J,K	30	100/250	4.5	0.202	780
MWSD1005C22N□TM81	22	G,H,J,K	30	100/250	4.5	0.202	780
MWSD1005C23N□TM81	23	G,H,J,K	29	100/250	4.5	0.201	760
MWSD1005C24N□TM81	24	G,H,J,K	31	100/250	4.0	0.212	770

SPECIFICATIONS

MWSD1005C -M81 TYPE

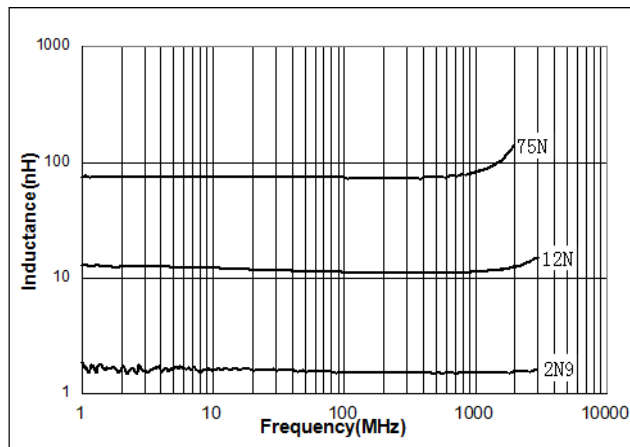
Part Number	Inductance	Tolerance	Min. Quality Factor	L/Q Test Freq.	Min. Self-resonant Frequency	Max. DC Resistance	Max. Rated Current
Units	nH	-	-	MHz	GHz	Ω	mA
Symbol	L	-	Q	Freq.	S.R.F	DCR	I _r
MWSD1005C25N□TM81	25	G,H,J,K	31	100/250	4.1	0.221	750
MWSD1005C26N□TM81	26	G,H,J,K	29	100/250	4.1	0.282	720
MWSD1005C27N□TM81	27	G,H,J,K	30	100/250	4.0	0.288	680
MWSD1005C30N□TM81	30	G,H,J,K	30	100/250	3.8	0.309	660
MWSD1005C33N□TM81	33	G,H,J,K	30	100/250	3.6	0.336	620
MWSD1005C36N□TM81	36	G,H,J,K	30	100/250	3.5	0.431	540
MWSD1005C39N□TM81	39	G,H,J,K	28	100/250	3.4	0.456	530
MWSD1005C43N□TM81	43	G,H,J,K	30	100/250	3.4	0.516	515
MWSD1005C47N□TM81	47	G,H,J,K	25	100/250	3.2	0.648	440
MWSD1005C51N□TM81	51	G,H,J,K	25	100/250	2.9	0.696	415
MWSD1005C53N□TM81	53	G,H,J,K	25	100/200	2.9	0.696	415
MWSD1005C56N□TM81	56	G,H,J,K	25	100/200	2.9	0.996	340
MWSD1005C68N□TM81	68	G,H,J,K	25	100/250	2.5	1.128	320
MWSD1005C75N□TM81	75	G,H,J,K	25	100/200	2.4	1.224	320

※: Please refer to "Measurement Notice for RF Inductors".

TYPICAL ELECTRICAL CHARACTERISTICS

MWSD1005C-M81 TYPE

Inductance vs. Frequency Characteristics



Q vs. Frequency Characteristics

